

# LEGAL SUSTAINABILITY ALLIANCE

ANNUAL REPORT 2018

# Contents

Executive Summary	3	LSA Annual Report 2018	10
Foreword	4	Introduction	11
Review of the year	4	About the reporting process	11
Roundtables	4	Total Carbon Emissions – All Firms (tCO <sub>2</sub> e)	12
LSA and the SDGs	5	Carbon Emissions Per Capita – All Firms (tCO <sub>2</sub> e)	13
Partnerships	5	LSA Executive Firms	14
Membership and Executive Firms	6	Total Carbon Emissions (tCO <sub>2</sub> e)	14
Communication and media	6	Carbon Emissions Per Capita (tCO <sub>2</sub> e)	14
Introduction and Summary to 2018 Report	7	Water – All Firms (associated tCO <sub>2</sub> e)	15
Reduction in the average total emissions (tCO <sub>2</sub> e) of LSA member firms who have reported for 8+ years	8	Waste – All Firms (associated tCO <sub>2</sub> e)	16
Reduction in the per capita emissions (tCO <sub>2</sub> e) of LSA member firms who have reported for 8+ years	9	Paper Use – All Firms (tonnes)	17
		Total Carbon – Firms Reporting for 8+ Years (tCO <sub>2</sub> e)	18
		Carbon Per Capita – Firms Reporting for 8+ Years (tCO <sub>2</sub> e)	19
		Acknowledgements	20
		Annex: Individual Carbon Footprint Performance of All Reporting Firms	21

# Executive Summary

## Contents

Foreword	4
Review of the year	4
Roundtables	4
LSA and the SDGs	5
Partnerships	5
Membership	6
Communication and media	6
Introduction and Summary to 2018 Report	7

# Foreword

I am delighted to introduce the Legal Sustainability Alliance's 2018 Carbon Report. Since we celebrated our 10th Anniversary at the end of last year, there has been something of a sea change in public awareness of the environmental crisis that faces us all. What is now being referred to as the "Blue Planet effect" has mobilised businesses in a way which no one could have predicted, with its shocking scenes of destruction and pollution caused by plastic in our oceans. Heart-breaking images beamed in high definition into homes across the world were as unexpected as they were disturbing: they have galvanised a movement to rid the world of single use plastic.

Just banning the humble plastic straw is not going to solve the crisis – however, it is a powerful signifier. Taking actions however small, such as avoiding take away coffee cups, or larger such as introducing plastic free supermarket aisles, have an impact. This sort of collective action is at the heart of the LSA: as an open, inclusive and collaborative movement of law firms we can lead the change, and influence not just our colleagues, but also our clients.

As you can see in this year's reporting data, we continue to make substantial progress in reducing our collective carbon footprint and emissions – an overall reduction of 11% in the per capita emissions since last year. We welcome the 9 new firms that have reported for the first time this year. BUT we still need to do more. I am delighted that this year we also focusing on single use disposables and the Sustainable Development Goals. Our task, even after 10 years, becomes ever broader and more pressing.

I would urge and encourage all members of the LSA to use the resources at their disposal through the network and, if you didn't report this year, then make it an action to do so in 2019. We still have a long way to go but, as the plastic straw demonstrates, small actions taken together can create dramatic change.

**Jeff Twentyman, Chair LSA**

# Review of the year

It has been a busy year for the LSA: we have steadily increased the range and breadth of our activities, running more events and producing more publications. We've been delighted to welcome 21 new LSA member firms during the 2017 reporting year. Some of the highlights since last year's report are covered in brief here, although far more news and details can be found on our website which is constantly updated with news, blogs and more.

# Roundtables

In Summer 2017 we ran joint roundtables with The Planet Mark™ to share our newly commissioned Business Case for Sustainability in Bristol (hosted by Burges Salmon) and Manchester (where we were guests of Eversheds Sutherland). In each case the local Law Society was crucial in helping us reach new LSA and non LSA members who came to share their challenges, successes and experience of developing sustainability programmes within their firms. Copies of the *Business Case for Sustainability* are available in printed and pdf format (downloadable from the LSA website).

Roundtables are an ideal format for sharing ideas and information and one we have continued in 2018. Gowling LLP generously hosted a lunchtime session in partnership with CEPLER (Centre for Professional Legal Education and Research at Birmingham Law School) that examined the findings of their research project commissioned by the LSA looking at the importance of sustainability for law firms and their clients. The first stage findings make fascinating reading – their report is available as a pdf to download from our website. While firms don't necessarily separate out sustainability from a wider CSR programme, it is clear that a sustainable approach is increasingly an important consideration for clients, and those law firms that address these issues can stand out from the crowd in a fiercely competitive market.

As Jeff Twentyman said in his foreword, the "Blue Planet effect" has mobilised and motivated the legal sector as well as the rest of the world. We did our best to rise to the challenge by hosting a roundtable at Slaughter and May in which Sian Sutherland, co-founder of A Plastic Planet, shared her passion as only a reformed plastic addict could! Sian urged us to put plastic back where it belongs – on a pedestal as a wonder material, rather than in the bin as a single use product. We debated how law firms could take meaningful action around single use disposables, with some clearly well ahead of the curve, with banning disposable cups, issuing free Keep Cups to staff, encouraging more sustainable practices in canteens and restaurants through incentives and fines. A short film of the event is available on the LSA website.

# LSA and the SDGs

Many LSA member firms are developing programmes to support the UK commitment to the United Nations Sustainable Development Goals (SDGs) or Global Goals as they are becoming widely known. Our thanks go to Linklaters for hosting the LSA/Planet Mark™ conference on the Global Goals. The keynote speaker Mary Creagh MP, Chair of Environmental Audit Committee, called on Government to address the “doughnut-shaped hole” in the UK’s policy regarding the Goals: *“Businesses are saying they have a moral duty to align with the Global Goals: There has never been more urgency for the Government to adopt the SDGs”*. This point was reinforced by Louise Scott, Global Sustainability Chief Operating Officer at PwC UK, who has been instrumental in developing in-depth analysis and tools for business: *“companies that have their objectives aligned with the Global Goals are outperforming the rest of the market”*.

We are planning a series of roundtables on the Global Goals for 2018–19. Full details are available on the LSA website and via our e-bulletin. We are proud to be a partner of UK Stakeholders for Sustainable Development (UKSSD) and to work with them and others to ensure the Global Goals are embedded in LSA firms, action plans on sustainability.



# Partnerships

Sustainability doesn't exist in a vacuum and neither do law firms – so, partnership working has become increasingly important to the LSA. Over the last 12 months we have worked closely with The Woodland Trust to develop the new Charter for Trees, Woods and People (aka the Tree Charter) in recognition of the 800th anniversary of the original Charter of the Forest. The *Tree Charter*, with its 10 Guiding Principles covering everything from protecting habitats and planting for wildlife, to trees as sources of inspiration, to planning, is a fitting tribute to that original charter – many of whose clauses were in legal statute till the late 1970s.

We are delighted to be working alongside a number of partners, including UKELA, Blue Marine Foundation, A Plastic Planet and the Castle Debates. We are also working with local law societies in Birmingham, Bristol, Manchester and Newcastle, as well as with The Law Society of England and Wales. Our thanks go to all these groups for their support – tangible evidence of the value of collaboration in addressing the global challenges we face.

We are particularly pleased to note that the incoming Law Society President 2018-19, Christina Blacklaws, sees sustainability as underpinning her main themes of innovation and technology, equality and diversity for her presidential term of office.

*“It is a pleasure to support the Legal Sustainability Alliance and to see it grow year by year. The Law Society supports and applauds law firms’ initiatives to become increasingly sustainable and to reduce their carbon footprint. This is not only in the interests of the planet – it also makes good business sense, helping to reduce costs and retain clients. It is our hope that through the LSA’s collaborative network, our members continue to promote a cultural shift within their working practices, towards greater environmental sustainability.”*

**Christina Blacklaws, Vice President The Law Society**

# Membership and Executive Firms

Without our members the LSA would be nothing and as membership continues to grow we are heartened that law firms of all sizes understand the benefits of putting sustainability on their business agenda. Since the beginning of our anniversary year in 2017 to the time of writing, the LSA has welcomed 31 new member firms – a growth of nearly 30%. We continue to be grateful to the 15 Executive firms and The Law Society whose financial contribution makes it possible for the wider legal sector to enjoy the LSA as a free resource.

Our thanks go to these Executive firms:

ALLEN & OVERY

SLAUGHTER AND MAY

 SHAKESPEAREMARTINEAU

Linklaters

Simmons & Simmons

TaylorWessing

 ADDLESHAW  
GODDARD

EVERSHEDS  
SUTHERLAND


 irwinmitchell  
solicitors

 NORTON ROSE FULBRIGHT

Burges  
Salmon

 DLA PIPER

 HERBERT  
SMITH  
FREEHILLS

 Hogan  
Lovells

  
The Law Society

 WOMBLE  
BOND  
DICKINSON

# Communication and media

The LSA operates largely as a virtual network – media, communications and our website are vital to keeping members in touch. 2018 has seen an upsurge in media activity. As well as our monthly e-bulletin, we now tweet regularly on [@legalsustain](#), have regular blogs and guest blogs on the website, and produce filmed and audio interviews on everything from plastic to pollution. The LSA writes regular columns for local law society journals and bulletins has a partnership page on *This Week in FM*, and supports *Planet Pod* – the new weekly environmental podcast.

We encourage our members and others to keep in touch, so please let us know if there is something you need or if you have a story to share.



# Introduction and Summary to 2018 Report

Data taken from the LSA Annual Report 2018. To find out more go to [legalsustainabilityalliance.com](https://legalsustainabilityalliance.com)



This year 59 LSA member law firms reported their carbon footprint to the LSA – an increase on last year and a record number. 9 firms reported for the first time. We are delighted that 28 law firms have now consistently reported for 8 years or more and those LSA members have shown an impressive 56% reduction in their combined carbon footprint and a 39% reduction in the average per capita emissions. This highlights the benefit of consistently measuring and reporting your firm’s carbon footprint and working alongside colleagues and others to reduce this.

The Annual Report contains full data tables and results for all the firms who have reported, so these are only the brief highlights and an overview. The good news is that carbon emissions per employee are down this year across all the reporting firms, continuing the steady downward trend of recent years.

The 28 firms who have reported consistently over the last 8 years report an average reduction in their carbon footprint per employee from just over 5tCO<sub>2</sub>e to 3.07tCO<sub>2</sub>e. That’s a truly impressive 39% reduction.

The members of the LSA Executive, whose generous financial support makes the network available as a free resource to the rest of the legal sector, continue to drive down their emissions with their collective total carbon footprint down 10% since last year.

While significant challenges remain for all firms, particularly in relation to business travel, it is an encouraging picture.

**Amanda Carpenter & Jim Haywood, Achill Management**  
Achill Management are proud to host and manage the Legal Sustainability Alliance



**59 firms** reported their carbon footprint this year – a record number



**9 firms** reported for the first time



The total carbon footprint associated with all reporting firms was 191,836 tCO<sub>2</sub>e – with a total headcount of 59,231 this represents an average figure of 3.24 tCO<sub>2</sub>e per employee – an 11% reduction since 2017 and **21% reduction** on the 2016 figure



28 LSA member firms have consistently reported their carbon footprint for eight or more years. Since 2008, the average carbon footprint associated with these firms has reduced from 9338 tCO<sub>2</sub>e to 4106 tCO<sub>2</sub>e – a **56% reduction**. The average carbon footprint per employee for these 28 firms has reduced from 5.04 tCO<sub>2</sub>e to 3.07 tCO<sub>2</sub>e – an impressive **39% reduction**



LSA Executive Firms reported a total carbon footprint of 100,434 tCO<sub>2</sub>e this year – a reduction of 11,617 tCO<sub>2</sub>e from last year – or a **10% reduction**



The per employee carbon emissions for LSA Executive Firms has **reduced by 10%** on the 2017 figure – from 4.39 tCO<sub>2</sub>e to 3.85 tCO<sub>2</sub>e



Although the carbon associated with water used by reporting firms has significantly increased this year (from 690 tCO<sub>2</sub>e to 1712 tCO<sub>2</sub>e), this is due to 12 firms reporting this year who did not last year. On a like for like reporting basis then figures are almost **identical between the two years**

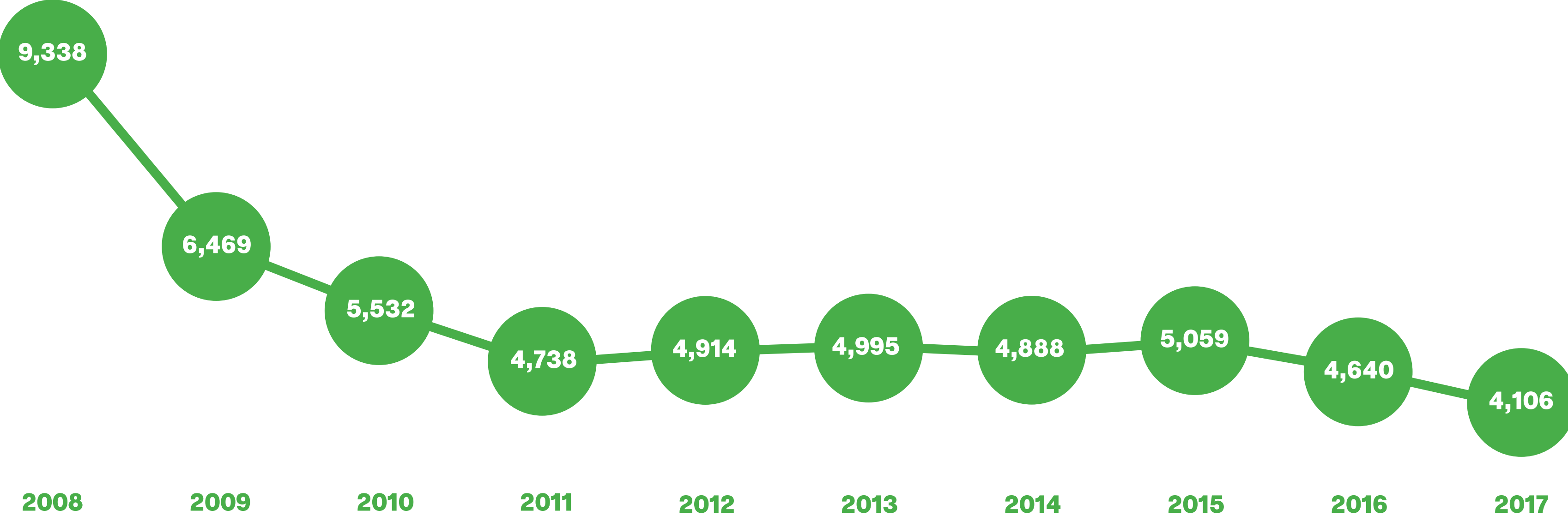


Similarly, the carbon associated with waste produced by reporting firms has **increased by 23%** this year – mainly due to 16 firms reporting waste figures who did not do so last year. The accuracy of reporting has also improved this year. Many more firms are actively reducing the amount of waste going to landfill and trying to find alternatives to single-use plastics



Over the past three years, paper use by reporting firms has **reduced by 9%** from a total of 4676 tonnes in 2016 to 4249 tonnes in 2017

# Reduction in the average total emissions (tCO<sub>2</sub>e) of LSA member firms who have reported for 8+ years

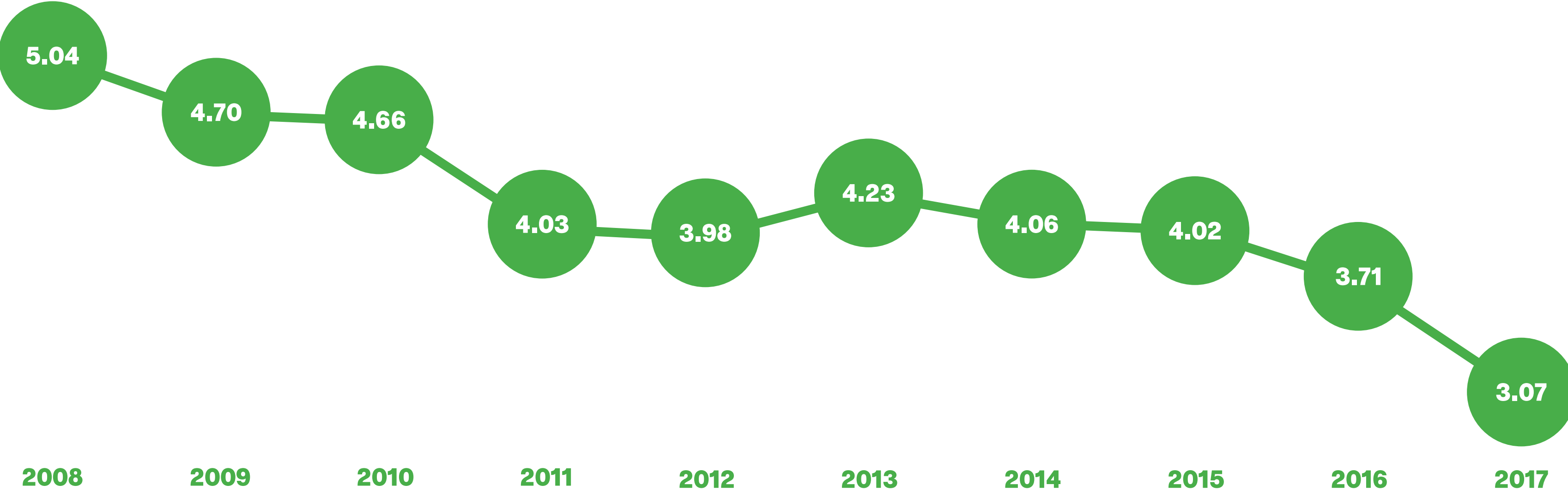


Data taken from the LSA Annual Report 2018. To find out more go to [legalsustainabilityalliance.com](https://legalsustainabilityalliance.com)





# Reduction in the per capita emissions (tCO<sub>2</sub>e) of LSA member firms who have reported for 8+ years



Data taken from the LSA Annual Report 2018. To find out more go to [legalsustainabilityalliance.com](https://legalsustainabilityalliance.com)



# LSA Annual Report 2018

## Contents

Introduction	11
About the reporting process	11
Total Carbon Emissions – All Firms (tCO <sub>2</sub> e)	12
Carbon Emissions Per Capita – All Firms (tCO <sub>2</sub> e)	13
LSA Executive Firms	14
Total Carbon Emissions (tCO <sub>2</sub> e)	14
Carbon Emissions Per Capita (tCO <sub>2</sub> e)	14
Water – All Firms (associated tCO <sub>2</sub> e)	15
Waste – All Firms (associated tCO <sub>2</sub> e)	16
Paper Use – All Firms (tonnes)	17
Total Carbon – Firms Reporting for 8+ Years (tCO <sub>2</sub> e)	18
Carbon Per Capita – Firms Reporting for 8+ Years (tCO <sub>2</sub> e)	19
Acknowledgements	20

# Introduction

Each year LSA members are invited to report their firm’s carbon footprint to us. As well as helping to highlight how individual firms are managing their own carbon emissions – including the energy they use to light, heat and run their offices, their business travel, the water they use and the waste they generate – collective reporting in this way also helps to encourage others and show leadership. We are grateful for the time and effort taken by the 59 firms who reported this year – a record number. It is particularly encouraging that 9 firms have reported for the first time this year and 28 firms have reported consistently for the past eight or more years. The following tables list total carbon and carbon per capita for each of the reporting firms as well as the carbon associated with water use and waste produced by the firms. We also measure paper consumed (although do not calculate the associated carbon) as we feel this provides a helpful indicator. The carbon footprint of each of the 59 reporting firms, showing a more detailed breakdown of the carbon associated with each type of emission (electricity, heating, business travel and so on) are included in the separate Annex to this report.

# About the reporting process

All firms who reported this year used the LSA’s bespoke Carbon Reporting Tool, managed on the LSA’s behalf by Greenstone. Use of this tool is free to LSA members – a significant benefit of being part of this growing network of law firms committed to sustainability. All data relates to 2017 calendar year and is self-assessed by firms – we do rigorously sense check and peer review the data as far as possible and try to ensure consistency, but we can give no guarantee about the accuracy of data in this report. It is intended to provide an indicator and act as a prompt for discussion and further action to reduce all law firms’ carbon footprint.

We use Defra 2017 conversion factors to calculate the associated carbon equivalent – expressed as tCO<sub>2</sub>e – for each type of emission (please see the explanatory notes in the Annex for more on this). These conversion factors can alter year on year (for example, as the mix of the sources of the UK’s electrical energy changes) – we do not, however, make any attempt to recalculate previous years’ figures using the latest factors.

The following tables include data from all LSA member firms who reported this year:

- ≡ [Total Carbon Emissions – All Firms \(tCO<sub>2</sub>e\)](#)
- ≡ [Carbon Emissions Per Capita – All Firms \(tCO<sub>2</sub>e\)](#)
- ≡ [LSA Executive Firms – Total Carbon Emissions \(tCO<sub>2</sub>e\)](#)
- ≡ [LSA Executive Firms – Carbon Emissions Per Capita \(tCO<sub>2</sub>e\)](#)
- ≡ [Water – All Firms \(associated tCO<sub>2</sub>e\)](#)
- ≡ [Waste – All Firms \(associated tCO<sub>2</sub>e\)](#)
- ≡ [Paper Use – All Firms \(tonnes\)](#)
- ≡ [Total Carbon – Firms Reporting for 8+ Years \(tCO<sub>2</sub>e\)](#)
- ≡ [Carbon Per Capita – Firms Reporting for 8+ Years \(tCO<sub>2</sub>e\)](#)

# Total Carbon Emissions – All Firms (tCO<sub>2</sub>e)

Data taken from the LSA Annual Report 2018. To find out more go to [legalsustainabilityalliance.com](https://legalsustainabilityalliance.com)



Firm	2015	2016	2017	Total Change (1)	% Change
Acuity Legal*	99	55	47	-52	-52%
Addleshaw Goddard	4344	3746	2619	-1724	-40%
Allen & Overy	22162	19570	16411	-5751	-26%
Ashurst	5711	4580	4206	-1506	-26%
Baker McKenzie	5372	7016	9369	3996	74%
Bates Wells Braithwaite	437	396	173	-264	-60%
Berwin Leighton Paisner	5258	5321	4012	-1245	-24%
Bristows	666	574	632	-34	-5%
Brodies	673	557	485	-188	-28%
Browne Jacobson	1380	1584	3816	2436	177%
Burges Salmon	1314	2083	1802	488	37%
Charles Russell Speechlys	NR	NR	1681	n/a	n/a
Clarke Willmott	NR	1476	1522	46	3%
Clifford Chance	19429	12156	9953	-9477	-49%
CMS (Pre merger)	6,351	3,363	n/a	n/a	n/a
CMS (2)	n/a	n/a	2219	n/a	n/a
Cripps	NR	460	438	-23	-5%
DAC Beachcroft	3257	3319	2529	-728	-22%
Dentons	NR	3509	3382	-127	-4%
DLA Piper	11007	8427	7565	-3442	-31%
DWF	3728	NR	2827	-901	-24%
Eversheds Sutherland (3)	7974	9641	7903	-71	-1%
Fieldfisher	NR	1123	991	-132	-12%
Freeths	NR	NR	2295	n/a	n/a
Gowling WLG	NR	NR	5364	n/a	n/a
Harper Macleod	283	281	242	-42	-15%
Herbert Smith Freehills	9171	8777	7851	-1320	-14%
HFW	NR	1176	2538	1362	116%
Higgs & Sons	311	289	242	-68	-22%
Hogan Lovells	8711	9989	8527	-184	-2%
Horwich Farrelly	NR	350	327	-23	-7%
Ince & Co	1038	982	1379	341	33%
Irwin Mitchell (4)	2841	5531	6749	3908	138%

Firm	2015	2016	2017	Total Change (1)	% Change
Kennedys	5415	2183	1515	-3899	-72%
Lanyon Bowdler	167	NR	150	-17	-10%
Linklaters	12047	13170	12692	645	5%
Lyons Davidson	854	974	677	-177	-21%
MDY Legal	56	60	67	12	21%
Mills & Reeve*	2252	2004	1448	-804	-36%
Muckle	231	205	220	-11	-5%
Murgitroyd	298	320	251	-47	-16%
Norton Rose Fulbright	7785	9695	7896	111	1%
Paris Smith	372	409	308	-64	-17%
Pinsent Masons	9217	8430	7687	-1530	-17%
Royds Withy King	439	448	618	179	41%
Shakespeare Martineau	1523	1481	959	-564	-37%
Shoosmiths	2566	2508	2676	110	4%
Simmons & Simmons	5977	5268	4300	-1676	-28%
Slaughter and May	6409	6656	6078	-331	-5%
Stephenson Harwood	NR	NR	2449	n/a	n/a
Stevens & Bolton	327	325	446	119	37%
Sullivan & Cromwell	NR	NR	3970	n/a	n/a
Taylor Wessing	2980	3423	4397	1417	48%
The Law Society	2113	2007	2305	192	9%
Wake Smith Solicitors	NR	NR	40	n/a	n/a
Ward Hadaway	NR	NR	556	n/a	n/a
Watson Burton	299	261	206	-93	-31%
Weil Gotshal & Manges	1832	2023	1650	-182	-10%
White & Case	NR	NR	5801	n/a	n/a
Womble Bond Dickinson (5)	2842	2590	2379	-463	-16%
Total	187515	180769	191836	4321	2%

Notes:

(1) Over past three years  
(2) CMS is the trading name of CMS Cameron McKenna Nabarro Olswang (from 1 May 2017)  
(3) Reported as Eversheds in 2015

(4) Acquired Thomas Eggar LLP in December 2015  
(5) Reported as Bond Dickinson in 2015 and 2016

\*Some historic data for firm has been corrected  
NR = Not Reported  
n/a = Not Applicable

# Carbon Emissions Per Capita – All Firms (tCO<sub>2</sub>e)

Data taken from the LSA Annual Report 2018. To find out more go to [legalsustainabilityalliance.com](https://legalsustainabilityalliance.com)



Firm	2015	2016	2017	Total Change (1)	% Change
Acuity Legal*	1.9	0.97	0.79	-1.11	-59%
Addleshaw Goddard	3.01	2.5	1.64	-1.37	-46%
Allen & Overy	8.01	9.33	7.78	-0.23	-3%
Ashurst	4.93	3.69	3.36	-1.57	-32%
Baker McKenzie	6.13	8.11	10.05	3.93	64%
Bates Wells Braithwaite	1.86	1.58	0.68	-1.18	-63%
Berwin Leighton Paisner	4.85	5.19	4	-0.85	-18%
Bristows	2.58	2.15	2.34	-0.24	-9%
Brodies	1.05	0.88	0.77	-0.28	-27%
Browne Jacobson	1.7	1.72	4.16	2.46	145%
Burges Salmon	1.8	2.59	2.28	0.48	27%
Charles Russell Speechlys	NR	NR	1.82	n/a	n/a
Clarke Willmott	NR	2.44	2.45	0.01	1%
Clifford Chance	10.7	6.81	5.6	-5.09	-48%
CMS (Pre merger)	5.13	2.78	n/a	n/a	n/a
CMS (2)	n/a	n/a	1.05	n/a	n/a
Cripps	NR	1.3	1.21	-0.09	-7%
DAC Beachcroft	1.48	1.49	1.09	-0.39	-26%
Dentons	NR	3.85	3.95	0.1	3%
DLA Piper	5.11	3.94	3.69	-1.42	-28%
DWF	1.62	NR	1.23	-0.39	-24%
Eversheds Sutherland (3)	3.29	3.92	3.04	-0.26	-8%
Fieldfisher	NR	1.5	1.24	-0.26	-17%
Freeths	NR	NR	2.61	n/a	n/a
Gowling WLG	NR	NR	4.99	n/a	n/a
Harper Macleod	0.84	0.73	0.7	-0.14	-17%
Herbert Smith Freehills	5.03	4.49	4.02	-1	-20%
HFW	NR	2.64	5.81	3.17	120%
Higgs & Sons	1.41	1.3	1.09	-0.31	-22%
Hogan Lovells	6	6.88	5.82	-0.18	-3%
Horwich Farrelly	NR	0.49	0.45	-0.04	-7%
Ince & Co	3.34	3.32	4.43	1.1	33%
Irwin Mitchell (4)	1.08	1.83	2.12	1.04	96%

Firm	2015	2016	2017	Total Change (1)	% Change
Kennedys	5.15	1.99	0.82	-4.33	-84%
Lanyon Bowdler	0.76	NR	0.65	-0.11	-14%
Linklaters	4.38	4.63	4.37	-0.01	0%
Lyons Davidson	0.86	0.98	0.78	-0.08	-9%
MDY Legal	3.7	2.98	3.74	0.04	1%
Mills & Reeve*	2.43	2.15	1.45	-0.98	-40%
Muckle	1.71	1.46	1.56	-0.15	-9%
Murgitroyd	1.8	1.94	1.55	-0.26	-14%
Norton Rose Fulbright	5.49	6.56	5.88	0.39	7%
Paris Smith	2.21	2.17	1.5	-0.71	-32%
Pinsent Masons	3.73	3.41	3.06	-0.67	-18%
Royds Withy King	1.37	1.07	1.29	-0.08	-6%
Shakespeare Martineau	2.93	1.7	1.11	-1.82	-62%
Shoosmiths	1.93	1.81	1.79	-0.14	-7%
Simmons & Simmons	7.75	7.02	4.44	-3.31	-43%
Slaughter and May	5.99	6.26	5.04	-0.95	-16%
Stephenson Harwood	NR	NR	3.92	n/a	n/a
Stevens & Bolton	1.42	1.35	1.35	-0.07	-5%
Sullivan & Cromwell	NR	NR	24.81	n/a	n/a
Taylor Wessing	4.64	5	5.79	1.14	25%
The Law Society	2	1.71	2.17	0.16	8%
Wake Smith Solicitors	NR	NR	0.44	n/a	n/a
Ward Hadaway	NR	NR	1.2	n/a	n/a
Watson Burton	2.99	2.25	1.92	-1.07	-36%
Weil Gotshal & Manges	6.11	6.74	5.5	-0.61	-10%
White & Case	NR	NR	7.85	n/a	n/a
Womble Bond Dickinson (5)	2.23	2.05	1.93	-0.31	-14%
Average	4	3.66	3.24	-0.76	-19%

Notes:

(1) Over past three years  
(2) CMS is the trading name of CMS Cameron McKenna Nabarro Olswang (from 1 May 2017)  
(3) Reported as Eversheds in 2015

(4) Acquired Thomas Eggar LLP in December 2015  
(5) Reported as Bond Dickinson in 2015 and 2016

\*Some historic data for firm has been corrected  
NR = Not Reported  
n/a = Not Applicable

# LSA Executive Firms

Data taken from the LSA Annual Report 2018. To find out more go to [legalsustainabilityalliance.com](https://legalsustainabilityalliance.com)



## Total Carbon Emissions (tCO<sub>2</sub>e)

Firm	2015	2016	2017	Total Change (1)	% Change
Addleshaw Goddard	4344	3746	2619	-1724	-40%
Allen & Overy	22162	19570	16411	-5751	-26%
Burges Salmon	1314	2083	1802	488	37%
DLA Piper	11007	8427	7565	-3442	-31%
Eversheds Sutherland (2)	7974	9641	7903	-71	-1%
Herbert Smith Freehills	9171	8777	7851	-1320	-14%
Hogan Lovells	8711	9989	8527	-184	-2%
Irwin Mitchell (3)	2841	5531	6749	3908	138%
Linklaters	12047	13170	12692	645	5%
Norton Rose Fulbright	7785	9695	7896	111	1%
Shakespeare Martineau	1523	1481	959	-564	-37%
Simmons & Simmons	5977	5268	4300	-1676	-28%
Slaughter and May	6409	6656	6078	-331	-5%
Taylor Wessing	2980	3423	4397	1417	48%
The Law Society	2113	2007	2305	192	9%
Womble Bond Dickinson (4)	2842	2590	2379	-463	-16%
Total	109199	112051	100434	-8765	-8%

## Carbon Emissions Per Capita (tCO<sub>2</sub>e)

Firm	2015	2016	2017	Total Change (1)	% Change
Addleshaw Goddard	3.01	2.5	1.64	-1.37	-46%
Allen & Overy	8.01	9.33	7.78	-0.23	-3%
Burges Salmon	1.8	2.59	2.28	0.48	27%
DLA Piper	5.11	3.94	3.69	-1.42	-28%
Eversheds Sutherland (2)	3.29	3.92	3.04	-0.26	-8%
Herbert Smith Freehills	5.03	4.49	4.02	-1	-20%
Hogan Lovells	6	6.88	5.82	-0.18	-3%
Irwin Mitchell (3)	1.08	1.83	2.12	1.04	96%
Linklaters	4.38	4.63	4.37	-0.01	0%
Norton Rose Fulbright	5.49	6.56	5.88	0.39	7%
Shakespeare Martineau	2.93	1.7	1.11	-1.82	-62%
Simmons & Simmons	7.75	7.02	4.44	-3.31	-43%
Slaughter and May	5.99	6.26	5.04	-0.95	-16%
Taylor Wessing	4.64	5	5.79	1.14	25%
The Law Society	2	1.71	2.17	0.16	8%
Womble Bond Dickinson (4)	2.23	2.05	1.93	-0.31	-14%
Average	4.42	4.39	3.85	-0.57	-13%

Notes: (1) Over past three years  
(2) Reported as Eversheds in 2015  
(3) Acquired Thomas Eggar LLP in December 2015  
(4) Reported as Bond Dickinson in 2015 and 2016



# Water – All Firms (associated tCO<sub>2</sub>e)

Data taken from the LSA Annual Report 2018. To find out more go to [legalsustainabilityalliance.com](https://legalsustainabilityalliance.com)



Firm	2015	2016	2017	Total Change (1)	% Change
Acuity Legal*	0.15	NR	NR	n/a	n/a
Addleshaw Goddard	NR	NR	NR	n/a	n/a
Allen & Overy	119.4	138.32	137.71	18.31	15%
Ashurst	NR	NR	NR	n/a	n/a
Baker McKenzie	25.47	7.82	19.53	-5.94	-23%
Bates Wells Braithwaite	3.1	0.91	0.9	-2.2	-71%
Berwin Leighton Paisner	24.76	33.51	17.87	-6.89	-28%
Bristows	NR	NR	NR	n/a	n/a
Brodies	NR	NR	NR	n/a	n/a
Browne Jacobson	NR	15.71	13.17	-2.53	-16%
Burges Salmon	8.94	9.24	11.11	2.17	24%
Charles Russell Speechlys	NR	NR	21.59	n/a	n/a
Clarke Willmott	NR	6.5	16.26	9.76	150%
Clifford Chance	83.95	80.63	89.8	5.85	7%
CMS (Pre merger)	14.65	44.11	n/a	n/a	n/a
CMS (2)	n/a	n/a	2.08	n/a	n/a
Cripps	NR	2.35	4.3	1.95	83%
DAC Beachcroft	14.94	15.84	12.23	-2.71	-18%
Dentons	NR	NR	NR	n/a	n/a
DLA Piper	10.34	32.65	27.44	17.1	165%
DWF	12.72	NR	36.42	23.7	186%
Eversheds Sutherland (3)	22.84	36.65	53.88	31.04	136%
Fieldfisher	NR	NR	NR	n/a	n/a
Freeths	NR	NR	748	n/a	n/a
Gowling WLG	NR	NR	174.52	n/a	n/a
Harper Macleod	0.07	0.07	0.08	0.01	13%
Herbert Smith Freehills	12.39	29.93	42.94	30.55	247%
HFW	NR	NR	NR	n/a	n/a
Higgs & Sons	2.35	3.3	3.37	1.02	43%
Hogan Lovells	17.18	23.73	3.26	-13.92	-81%
Horwich Farrelly	NR	NR	NR	n/a	n/a
Ince & Co	NR	0.44	1.12	0.68	155%
Irwin Mitchell (4)	0.01	0.05	0.13	0.12	2031%

Firm	2015	2016	2017	Total Change (1)	% Change
Kennedys	NR	NR	NR	n/a	n/a
Lanyon Bowdler	0.46	NR	0	-0.46	-100%
Linklaters	28.73	30.58	31.06	2.33	8%
Lyons Davidson	NR	NR	0.37	n/a	n/a
MDY Legal	0.04	0.04	0.04	0	3%
Mills & Reeve*	7.28	7.23	5.97	-1.31	-18%
Muckle	1.75	1.63	2.23	0.48	28%
Murgitroyd	1.06	0.99	1.07	0.01	1%
Norton Rose Fulbright	31.1	29.06	29.16	-1.95	-6%
Paris Smith	1.97	2.3	2.19	0.22	11%
Pinsent Masons	50.59	52.13	57.58	6.99	14%
Royds Withy King	1.58	1.78	1.94	0.36	23%
Shakespeare Martineau	13.31	19.32	7.02	-6.29	-47%
Shoosmiths	11.35	6.24	6.73	-4.61	-41%
Simmons & Simmons	21.1	0.02	19.3	-1.8	-9%
Slaughter and May	17.48	18.21	12.9	-4.58	-26%
Stephenson Harwood	NR	NR	8.2	n/a	n/a
Stevens & Bolton	0.01	0.01	0.01	0	0%
Sullivan & Cromwell	NR	NR	4.96	n/a	n/a
Taylor Wessing	13.65	12.83	30.16	16.51	121%
The Law Society	6.43	2.8	5.38	-1.05	-16%
Wake Smith Solicitors	NR	NR	2.06	n/a	n/a
Ward Hadaway	NR	NR	3.48	n/a	n/a
Watson Burton	2.95	2.74	0.01	-2.94	-100%
Weil Gotshal & Manges	2.94	2.88	2.62	-0.32	-11%
White & Case	NR	NR	24.35	n/a	n/a
Womble Bond Dickinson (5)	9.38	17.31	15.57	6.19	66%
Total	596.4	689.86	1712.07	1115.67	187%

Notes:

(1) Over past three years  
(2) CMS is the trading name of CMS Cameron McKenna Nabarro Olswang (from 1 May 2017)  
(3) Reported as Eversheds in 2015

(4) Acquired Thomas Eggar LLP in December 2015  
(5) Reported as Bond Dickinson in 2015 and 2016

\*Some historic data for firm has been corrected  
NR = Not Reported  
n/a = Not Applicable

# Waste – All Firms (associated tCO<sub>2</sub>e)

Data taken from the LSA Annual Report 2018. To find out more go to [legalsustainabilityalliance.com](https://legalsustainabilityalliance.com)



Firm	2016	2017	Total Change (1)	% Change
Acuity Legal*	NR	NR	n/a	n/a
Addleshaw Goddard	NR	NR	n/a	n/a
Allen & Overy	368.23	381.02	13	3%
Ashurst	80.24	72.16	-8	-10%
Baker McKenzie	337.34	349.83	12	4%
Bates Wells Braithwaite	10.04	8.96	-1	-11%
Berwin Leighton Paisner	NR	NR	n/a	n/a
Bristows	NR	NR	n/a	n/a
Brodies	NR	NR	n/a	n/a
Browne Jacobson	119.43	169.36	50	42%
Burges Salmon	0.54	NR	n/a	n/a
Charles Russell Speechlys	NR	6.78	n/a	n/a
Clarke Willmott	NR	NR	n/a	n/a
Clifford Chance	NR	0.92	n/a	n/a
CMS (Pre merger)	74.21	NR	n/a	n/a
CMS (2)	NR	74.18	n/a	n/a
Cripps	NR	44.42	n/a	n/a
DAC Beachcroft	NR	NR	n/a	n/a
Dentons	383.81	677.47	294	77%
DLA Piper**	1.86	211.3	209	11230%
DWF	NR	125.09	n/a	n/a
Eversheds Sutherland (3)	890.95	476.57	-414	-47%
Fieldfisher	NR	NR	n/a	n/a
Freeths	NR	8.21	n/a	n/a
Gowling WLG	NR	NR	n/a	n/a
Harper Macleod	NR	NR	n/a	n/a
Herbert Smith Freehills**	2.19	671.16	669	30531%
HFW	NR	NR	n/a	n/a
Higgs & Sons	2.92	0.06	-3	-98%
Hogan Lovells	180.18	204.44	24	13%
Horwich Farrelly	1	0.63	0	-37%
Ince & Co	25.97	21.71	-4	-16%
Irwin Mitchell (4)**	27.42	219.66	192	701%

Firm	2016	2017	Total Change (1)	% Change
Kennedys	154.34	38.18	-116	-75%
Lanyon Bowdler	NR	NR	n/a	n/a
Linklaters	1113.35	1081.19	-32	-3%
Lyons Davidson	NR	NR	n/a	n/a
MDY Legal	5.38	5.85	0	9%
Mills & Reeve*	235.83	71.97	-164	-69%
Muckle	NR	36.03	n/a	n/a
Murgitroyd	17.21	41.95	25	144%
Norton Rose Fulbright	6.68	6.31	0	-6%
Paris Smith	NR	12.37	n/a	n/a
Pinsent Masons	136.28	113.69	-23	-17%
Royds Withy King	NR	27.67	n/a	n/a
Shakespeare Martineau	NR	123.27	n/a	n/a
Shoosmiths	183.17	201.84	19	10%
Simmons & Simmons	260.27	259.92	0	0%
Slaughter and May	724.54	711.09	-13	-2%
Stephenson Harwood	NR	175.6	n/a	n/a
Stevens & Bolton	NR	0.01	n/a	n/a
Sullivan & Cromwell	NR	47.04	n/a	n/a
Taylor Wessing	496.13	121.98	-374	-75%
The Law Society	NR	NR	n/a	n/a
Wake Smith Solicitors	NR	3	n/a	n/a
Ward Hadaway	NR	84.68	n/a	n/a
Watson Burton	NR	NR	n/a	n/a
Weil Gotshal & Manges	0.24	NR	n/a	n/a
White & Case	NR	302.57	n/a	n/a
Womble Bond Dickinson (5)	NR	NR	n/a	n/a
Total	5839.77	7190.14	1350	23%

Notes:

(1) Over past three years  
(2) CMS is the trading name of CMS Cameron McKenna Nabarro Olswang (from 1 May 2017)  
(3) Reported as Eversheds in 2015

(4) Acquired Thomas Eggar LLP in December 2015  
(5) Reported as Bond Dickinson in 2015 and 2016

\*Some historic data for firm has been corrected  
\*\*2016 was the first year of reporting waste so some data is incomplete  
NR = Not Reported  
n/a = Not Applicable

# Paper Use – All Firms (tonnes)

Data taken from the LSA Annual Report 2018. To find out more go to [legalsustainabilityalliance.com](https://legalsustainabilityalliance.com)



Firm	2015	2016	2017	Total Change (1)	% Change
Acuity Legal*	4.58	2.19	1.95	-3	-58%
Addleshaw Goddard	350	251.76	NR	n/a	n/a
Allen & Overy	228.66	211.95	317.2	89	39%
Ashurst	82.14	66.22	NR	n/a	n/a
Baker McKenzie	89.52	107.31	63.14	-26	-29%
Bates Wells Braithwaite	28.21	14.38	12.88	-15	-54%
Berwin Leighton Paisner	124.09	72.43	130.11	6	5%
Bristows	17	13.14	12.08	-5	-29%
Brodies	212.02	46.59	45.11	-167	-79%
Browne Jacobson	55.46	5.69	50.2	-5	-9%
Burges Salmon	49.64	57.09	38.43	-11	-23%
Charles Russell Speechlys	NR	NR	168.49	n/a	n/a
Clarke Willmott	NR	49.68	32.23	-17	-35%
Clifford Chance	198	182	163	-35	-18%
CMS (Pre merger)	232	73.33	NR	n/a	n/a
CMS (2)	NR	NR	136.94	n/a	n/a
Cripps	NR	15.12	11.93	-3	-21%
DAC Beachcroft	13.54	85.05	153.99	140	1037%
Dentons	NR	55.41	50.83	-5	-8%
DLA Piper	173.69	117.27	129.95	-44	-25%
DWF	212.06	NR	214.13	2	1%
Eversheds Sutherland (3)	195.79	196.31	223.55	28	14%
Fieldfisher	NR	89.21	89.94	1	1%
Freeths	NR	NR	119.73	n/a	n/a
Gowling WLG	NR	NR	32.15	n/a	n/a
Harper Macleod	62.84	59.08	34.03	-29	-46%
Herbert Smith Freehills	155.83	162.23	138.04	-18	-11%
HFW	NR	NR	NR	n/a	n/a
Higgs & Sons	18.3	42.98	29.31	11	60%
Hogan Lovells	154.99	125.11	110.35	-45	-29%
Horwich Farrelly	NR	132.57	130.36	-2	-2%
Ince & Co	20.72	33.15	32.2	11	55%
Irwin Mitchell (4)	302.66	NR	NR	n/a	n/a

Firm	2015	2016	2017	Total Change (1)	% Change
Kennedys	90.1	NR	NR	n/a	n/a
Lanyon Bowdler	12.65	17.23	NR	n/a	n/a
Linklaters	179.5	168.54	147.86	-32	-18%
Lyons Davidson	NR	52.8	NR	n/a	n/a
MDY Legal	2.34	1.92	1.57	-1	-33%
Mills & Reeve*	93.59	72.7	75.89	-18	-19%
Muckle	10.09	8.12	7.93	-2	-21%
Murgitroyd	8.37	7.23	7.02	-1	-16%
Norton Rose Fulbright	137.2	123.33	114.02	-23	-17%
Paris Smith	19.31	18.09	18.85	0	-2%
Pinsent Masons	459.25	155.99	148.65	-311	-68%
Royds Withy King	48.29	44.25	51.87	4	7%
Shakespeare Martineau	31.31	89.83	71.78	40	129%
Shoosmiths	139.36	119.6	112.8	-27	-19%
Simmons & Simmons	69.24	64.97	62.69	-7	-9%
Slaughter and May	111.26	80.7	75.08	-36	-33%
Stephenson Harwood	NR	NR	93.11	n/a	n/a
Stevens & Bolton	10.95	NR	14.05	3	28%
Sullivan & Cromwell	NR	NR	16.09	n/a	n/a
Taylor Wessing	51.34	48.75	44.83	-7	-13%
The Law Society	80.05	74.3	25.33	-55	-68%
Wake Smith Solicitors	NR	NR	14.68	n/a	n/a
Ward Hadaway	NR	NR	86.4	n/a	n/a
Watson Burton	28.45	18.45	13.33	-15	-53%
Weil Gotshal & Manges	32.71	29.03	29.12	-4	-11%
White & Case	NR	NR	98.22	n/a	n/a
Womble Bond Dickinson (5)	78.7	80.93	70.07	-9	-11%
Total	4675.8	3544	4073.45	-602	-12%

Notes:

(1) Over past three years  
(2) CMS is the trading name of CMS Cameron McKenna Nabarro Olswang (from 1 May 2017)  
(3) Reported as Eversheds in 2015

(4) Acquired Thomas Eggar LLP in December 2015  
(5) Reported as Bond Dickinson in 2015 and 2016

\*Some historic data for firm has been corrected  
NR = Not Reported  
n/a = Not Applicable

# Total Carbon – Firms Reporting for 8+ Years (tCO<sub>2</sub>e)<sup>(1)</sup>

Data taken from the LSA Annual Report 2018. To find out more go to [legalsustainabilityalliance.com](https://legalsustainabilityalliance.com)



Firm	2008	2009	2010	2011	2012	2013	2014	2015	2016	2017	Change since baseline year	% Change
Addleshaw Goddard	NR	6466	7905	5530	6291	5268	5110	4344	3746	2619	-3847	-59%
Allen & Overy	27779	25836	23595	20127	20303	19130	21998	22162	19570	16411	-11368	-41%
Ashurst	NR	NR	6703	6196	5432	3861	5285	5711	4580	4206	-2497	-37%
Bates Wells Braithwaite	NR	989	857	873	817		574	437	396	173	-816	-83%
Berwin Leighton Paisner	NR	5371	4276	5236	6111	6036	6061	5258	5321	4012	-1359	-25%
Brodies	NR	NR	845	549	595	595	542	673	557	485	-360	-43%
Burges Salmon	1796	1621	1574	1972	1894	1732	1757	1314	2083	1802	6	0%
CMS (Pre merger)	NR	NR	3226	1350	1811	2176	1642	6,351	3,363	n/a	n/a	n/a
CMS (2)	n/a	n/a	n/a	n/a	n/a	n/a	n/a	n/a	n/a	2219	n/a	n/a
Cripps	NR	242	282	235	248	385	463	NR	460	438	196	81%
DLA Piper	12037	12026	10463	10691	11559	10616	9888	11007	8427	7565	-4472	-37%
Eversheds Sutherland (3)	11724	8611	10605	9756	10841	10523	10266	7974	9641	7903	-3821	-33%
Harper Macleod	NR	491	504	NR	273	102	285	283	281	242	-249	-51%
Herbert Smith Freehills	9214	10102	9528	9087	10375	9511	9757	9171	8777	7851	-1363	-15%
Higgs & Sons	NR	NR	272	310	347	447	303	311	289	242	-30	-11%
Hogan Lovells (4)	11881	12004	8404	7404	8204	13154	8479	8711	9989	8527	-3354	-28%
Irwin Mitchell (5)	4195	3381	4022	3661	3377	3247	3348	2841	5531	6749	2554	61%
Kennedys	NR	NR	1315	1919	3324	2793	2563	5415	2183	1515	200	15%
Linklaters	20847	20690	19014	14004	12556	11481	13527	12047	13170	12692	-8155	-39%
Lyons Davidson	NR	1071	1183	1084	1117	1177	995	854	974	677	-394	-37%
Mills & Reeve*	NR	1797	2682	1939	1949	2028	4615	2252	2004	1448	-349	-19%
Olswang (6)												
Shakespeare Martineau (7)	1271	1120	1154	1065	1338	1170	1281	1523	1481	959	-312	-25%
Shoosmiths	NR	3047	NR	1065	2927	2410	2631	2566	2508	2676	-371	-12%
Simmons & Simmons	NR	NR	6530	2409	6856	5962	6066	5977	5268	4300	-2230	-34%
Slaughter and May	9211	9339	8193	7306	6328	5767	6255	6409	6656	6078	-3133	-34%
Taylor Wessing	3185	3235	3229	2877	3176	3181	3126	2980	3423	4397	1212	38%
The Law Society	4104	4125	3735	2983	2741	3545	1861	2113	2007	2305	-1799	-44%
Womble Bond Dickinson (8)(9)	4145	4281	3746	3566	1891	3585	3298	2842	2590	2379	-1766	-43%
Average	9,338	6,469	5,532	4,738	4,914	4,995	4,888	5,059	4,640	4,106	-5321	-56%

Notes:

(1) Including current reporting year data (2017)

(2) CMS is the trading name of CMS Cameron McKenna Nabarro Olswang (from 1 May 2017)

(3) Reported as Eversheds up to 2015

(4) Reported as Lovells in 2008 and 2009

(5) Acquired Thomas Eggar LLP in December 2015

(6) Part of CMS from 2017 and included in CMS data for 2017

(7) Reported as SGH Martineau up to 2014

(8) Figure combined from Bond Pearce and Dickinson Dees up to merger in May 2013

(9) Reported as Bond Dickinson in 2015 and 2016

\*Some historic data for firm has been corrected

Firms highlighted are LSA Executive members

NR = Not Reported

n/a = Not Applicable

# Carbon Per Capita – Firms Reporting for 8+ Years (tCO<sub>2</sub>e)<sup>(1)</sup>

Data taken from the LSA Annual Report 2018. To find out more go to [legalsustainabilityalliance.com](https://legalsustainabilityalliance.com)



Firm	2008	2009	2010	2011	2012	2013	2014	2015	2016	2017	Change since baseline year	% Change
<b>Addleshaw Goddard</b>		4.7	5.48	3.83	4.36	3.65	3.54	3.01	2.5	1.64	-3.06	-65%
<b>Allen &amp; Overy</b>	8.52	8.13	8.02	6.64	6.62	6.37	7.19	8.01	9.33	7.78	-0.74	-9%
Ashurst			6.38	5.74	5.15	3.84	4.19	4.93	3.69	3.36	-3.02	-47%
Bates Wells Braithwaite		6.07	4.84	6.65	4.44		2.93	1.86	1.58	0.68	-5.39	-89%
Berwin Leighton Paisner		4.43	3.5	4.17	4.82	5.01	5.27	4.85	5.19	4	-0.43	-10%
Brodies			1.99	1.06	1.09	1.05	0.89	1.05	0.88	0.77	-1.22	-61%
<b>Burges Salmon</b>	2.76	2.46	2.57	3.05	2.82	2.61	2.58	1.8	2.59	2.28	-0.48	-17%
CMS (Pre merger)			6.17	2.79	3.14	3.68	2.8	5.13	2.78			
CMS (2)										1.05		
Cripps		0.89	1.01	0.93	0.98	1.27	1.44		1.3	1.21	0.32	36%
<b>DLA Piper</b>	4.25	4.13	4.02	4.3	4.62	4.67	4.62	5.11	3.94	3.69	-0.56	-13%
<b>Eversheds Sutherland</b> (3)	3.16	3.19	3.92	3.7	4.02	4.38	4.21	3.29	3.92	3.04	-0.12	-4%
Harper Macleod		2.13	1.93		0.98	0.99	0.92	0.84	0.73	0.7	-1.43	-67%
<b>Herbert Smith Freehills</b>	5.12	5.71	5.96	5.51	6.15	5.68	5.91	5.03	4.49	4.02	-1.1	-21%
Higgs & Sons			1.6	1.76	1.8	2.2	1.4	1.41	1.3	1.09	-0.51	-32%
<b>Hogan Lovells</b> (4)	7.11	7.52	5.15	4.5	5.34	9.4	5.79	6	6.88	5.82	-1.29	-18%
<b>Irwin Mitchell</b> (5)	1.91	1.59	1.75	1.46	1.35	1.41	1.31	1.08	1.83	2.12	0.21	11%
Kennedys			1.8	2.34	1.35	2.78	2.58	5.15	1.99	0.82	-0.98	-55%
<b>Linklaters</b>	7	7.61	7.29	5.71	5.62	4.48	5.02	4.38	4.63	4.37	-2.63	-38%
Lyons Davidson		1.07	1.08	0.9	0.92	1.19	1.03	0.86	0.98	0.78	-0.29	-27%
Mills & Reeve*		2.26	3.36	2.4	2.45	5.88	5.12	2.43	2.15	1.45	-0.81	-36%
Olswang (6)												
<b>Shakespeare Martineau</b> (7)	5.01	4.67	5.07	4.44	3.98	3.79	4.31	2.93	1.7	1.11	-3.9	-78%
Shoosmiths		2.54		1.89	2.25	1.83	1.84	1.93	1.81	1.79	-0.75	-29%
<b>Simmons &amp; Simmons</b>			7.18	8.4	7.9	6.45	6.04	7.75	7.02	4.44	-2.74	-38%
<b>Slaughter and May</b>	7.03	6.44	6.53	6.02	5.36	5.63	5.93	5.99	6.26	5.04	-1.99	-28%
<b>Taylor Wessing</b>	4.9	5.71	5.3	4.77	4.89	4.9	4.87	4.64	5	5.79	0.89	18%
<b>The Law Society</b>	2.83	2.79	2.43	2.38	2.29	3.07	1.58	2	1.71	2.17	-0.66	-23%
<b>Womble Bond Dickinson</b> (8)(9)	3.18	3.42	3.21	2.98	3.03	2.83	2.58	2.23	2.05	1.93	-1.25	-39%
<b>Average</b>	<b>5.04</b>	<b>4.7</b>	<b>4.66</b>	<b>4.03</b>	<b>3.98</b>	<b>4.23</b>	<b>4.06</b>	<b>4.02</b>	<b>3.71</b>	<b>3.07</b>	<b>-1.98</b>	<b>-39%</b>

Notes:

(1) Including current reporting year data (2017)

(2) CMS is the trading name of CMS Cameron McKenna Nabarro Olswang (from 1 May 2017)

(3) Reported as Eversheds up to 2015

(4) Reported as Lovells in 2008 and 2009

(5) Acquired Thomas Eggar LLP in December 2015

(6) Part of CMS from 2017 and included in CMS data for 2017

(7) Reported as SGH Martineau up to 2014

(8) Figure combined from Bond Pearce and Dickinson Dees up to merger in May 2013

(9) Reported as Bond Dickinson in 2015 and 2016

\*Some historic data for firm has been corrected

Firms highlighted are LSA Executive members

NR = Not Reported

n/a = Not Applicable





# Acknowledgements

We would like to thank all firms who reported their carbon footprint this year – their willingness to share data is courageous and shows real leadership.

We would particularly like to thank all LSA Executive members (listed below) for their continued support of the LSA – without their support the LSA simply would not exist. Particular thanks go to members of the Reporting Working Group for sense checking and benchmarking the data.

We would also like to thank:

-  **Greenstone** for all their work in managing the LSA Carbon Reporting Tool, guiding firms through the reporting process and checking, analysing and preparing the data
-  **Narrator** for the design and production of this report

The LSA is made possible by the generous support of the following Executive members:

**Addleshaw Goddard**

**Hogan Lovells**

**Slaughter and May**

**Allen & Overy**

**Irwin Mitchell**

**Taylor Wessing**

**Burges Salmon**

**Linklaters**

**The Law Society**

**DLA Piper**

**Norton Rose Fulbright**

**Womble Bond Dickinson**

**Eversheds Sutherland**

**Shakespeare Martineau**

**Herbert Smith Freehills**

**Simmons & Simmons**



# Annex: Carbon Footprint Performance

Contents

Explanatory Notes	22	CMS Cameron McKenna	37	Horwich Farrelly	52	Shakespeare Martineau	67
Acuity Legal	23	Nabarro Olswang	37	Ince & Co	53	Shoosmiths	68
Addleshaw Goddard	24	Cripps	38	Irwin Mitchell	54	Simmons & Simmons	69
Allen & Overy	25	DAC Beachcroft	39	Kennedys	55	Slaughter and May	70
Ashurst	26	Dentons	40	Lanyon Bowdler	56	Stephenson Harwood	71
Baker McKenzie	27	DLA Piper	41	Linklaters	57	Stevens & Bolton	72
Bates Wells Braithwaite	28	DWF	42	Lyons Davidson	58	Sullivan & Cromwell	73
Berwin Leighton Paisner	29	Eversheds Sutherland	43	MDY Legal	59	Taylor Wessing	74
Bristows	30	Fieldfisher	44	Mills & Reeve	60	The Law Society	75
Brodies	31	Freeths	45	Muckle	61	Wake Smith Solicitors	76
Browne Jacobson	32	Gowling WLG	46	Murgitroyd	62	Ward Hadaway	77
Burges Salmon	33	Harper Macleod	47	Norton Rose Fulbright	63	Watson Burton	78
Charles Russell Speechlys	34	Herbert Smith Freehills	48	Paris Smith	64	Weil Gotshal & Manges	79
Clarke Willmott	35	HFW	49	Pinsent Masons	65	White & Case	80
Clifford Chance	36	Higgs & Sons	50	Royds Withy King	66	Womble Bond Dickinson	81
		Hogan Lovells	51				

# Explanatory Notes

**1:** The following carbon footprints of LSA member firms have been developed from data supplied by the firms themselves using the LSA Carbon Reporting Tool which is managed on behalf of the LSA by Greenstone. This tool is free to use for LSA member firms and provides a helpful platform for capturing and reporting the carbon associated with the range of any law firm's activities

**2:** The tool uses the latest Defra conversion factors. These allow a firm's activity data (e.g. litres of fuel used, number of miles driven, tonnes of waste sent to landfill) to be converted into tonnes of carbon dioxide equivalent (tCO<sub>2</sub>e)


**3:** tCO<sub>2</sub>e is a universal unit of measurement which relates the global warming potential of different Greenhouse Gases (GHG) to the equivalent potential of CO<sub>2</sub> and makes it easier to compare the global warming impact of different emission sources


**4:** Commonly occurring GHGs include carbon dioxide (CO<sub>2</sub>), methane, water vapour, nitrous oxide, ozone, chlorofluorocarbons (CFCs)


**5:** Although every effort is made to confirm the accuracy of the data provided by each firm (for example, through peer review by the LSA's Reporting Working Group members), this data is taken on trust as is not certified. The LSA can therefore not be held liable for any inaccuracies in the data as reported by any firm


**6:** Data relates to the 2017 calendar year

**7:** Each individual firm footprint report shows the carbon (as tCO<sub>2</sub>e) associated with the following emission sources:


 **AIR:** Business travel by air, including UK domestic and international flights originating from the UK


 **ELECTRICITY:** The firm's consumption of purchased electricity (see also T&D Losses)

 **FUGITIVES:** Release of gases (e.g. refrigerants) from plant maintenance


 **ONSITE COMBUSTION:** Burning of gas, oil, diesel or other fuel at the firm's premises for heating

 **RAIL:** Business travel by rail, including UK domestic and Eurostar

 **ROAD:** Business travel by road (including private and hire cars and taxis) and use of business owned vehicles

 **T&D LOSSES:** Electricity lost during transmission and distribution to the firm of the purchased electricity it consumes

 **WASTE:** Disposal of waste generated by the firm which is treated offsite

 **WATER:** Supply and treatment of purchased mains water consumed by the firm (i.e. not bottled water)

# Acuity Legal

Emissions per employee (tCO <sub>2</sub> e)	0.79
Number of employees	60
Floor Area (m <sup>2</sup> )	743

Acuity Legal is focused on delivering value and success to its clients. It offers a full legal service to enable its clients to achieve their business plans. The firm's ethos is to operate with speed, agility and commerciality—delivering a top quality service and becoming part of the team through its proactive and solution based approach.



Data taken from the LSA  
Annual Report 2018.  
To find out more go to  
[legalsustainabilityalliance.com](https://legalsustainabilityalliance.com)

Total Emissions (tCO<sub>2</sub>e):



## Carbon Emission Sources (tCO<sub>2</sub>e)

Air		2
Electricity		25
Fugitives		
Onsite Combustion		
Rail		4
Road		15
T&D Losses		2
Waste		
Water		



	4%
	52%
	NR
	NR
	8%
	31%
	5%
	NR
	NR

# Addleshaw Goddard

Emissions per employee (tCO <sub>2</sub> e)	1.64
Number of employees	1600
Floor Area (m <sup>2</sup> )	31846

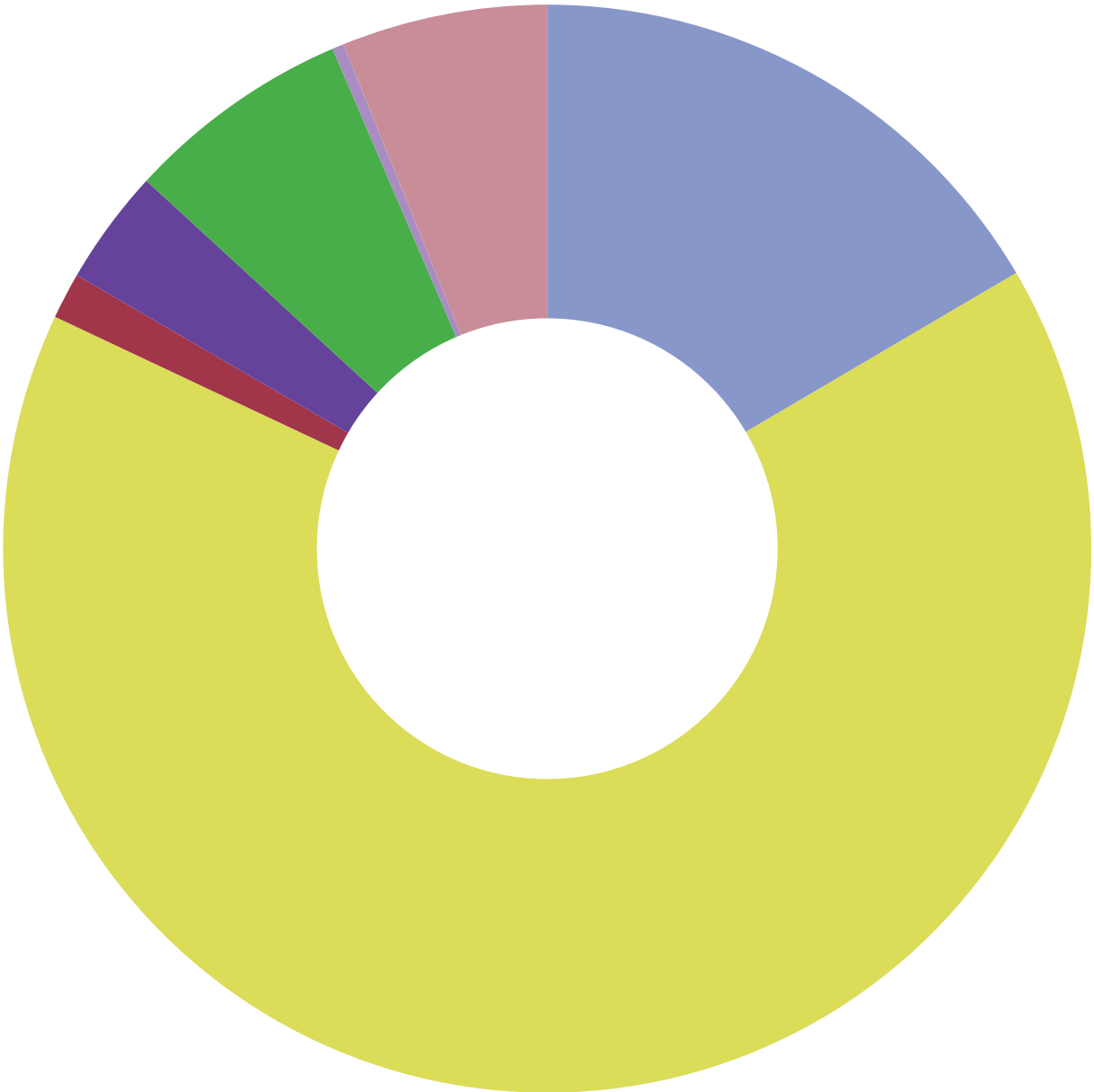
Total Emissions (tCO<sub>2</sub>e):



Addleshaw Goddard is a law firm with over 170 partners and over 450 other fee earners occupying six UK offices (London, Leeds, Manchester, Aberdeen, Edinburgh and Glasgow). During the reporting period Addleshaw Goddard has continued with ISO41001 accreditation and is now working towards the new standard.

## Carbon Emission Sources (tCO<sub>2</sub>e)

Air		433
Electricity		1714
Fugitives		36
Onsite Combustion		90
Rail		176
Road		9
T&D Losses		160
Waste		
Water		



	17%
	65%
	1%
	3%
	7%
	< 1%
	6%
	NR
	NR

# Allen & Overy










Emissions per employee (tCO <sub>2</sub> e)	7.78
Number of employees	2110
Floor Area (m <sup>2</sup> )	54968

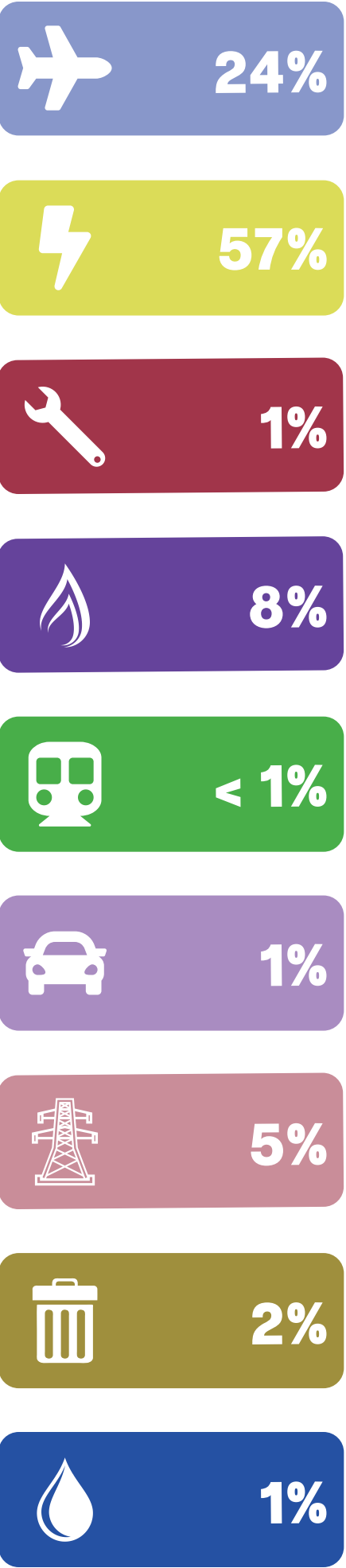
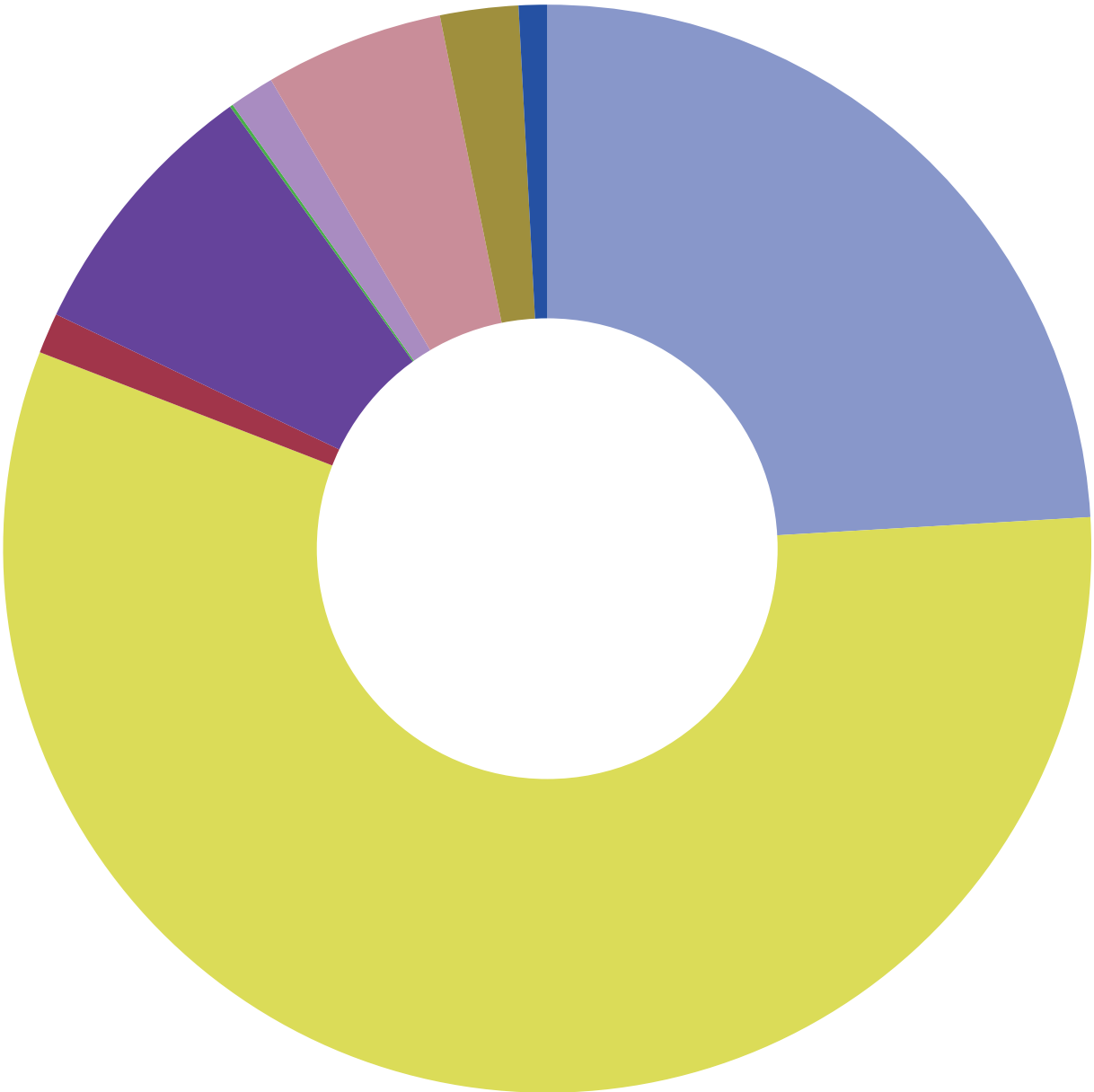
Total Emissions (tCO<sub>2</sub>e):



Allen & Overy is a global law firm employing nearly 5,000 people in 46 offices in 32 countries. Founded in 1930 in London, the firm has grown to become a £1.2bn commercial practice supporting clients across the globe, particularly with multi-jurisdictional matters.

## Carbon Emission Sources (tCO<sub>2</sub>e)

Air		3951
Electricity		9324
Fugitives		198
Onsite Combustion		1315
Rail		15
Road		219
T&D Losses		872
Waste		381
Water		138



Data taken from the LSA Annual Report 2018. To find out more go to [legalsustainabilityalliance.com](https://legalsustainabilityalliance.com)










# Ashurst

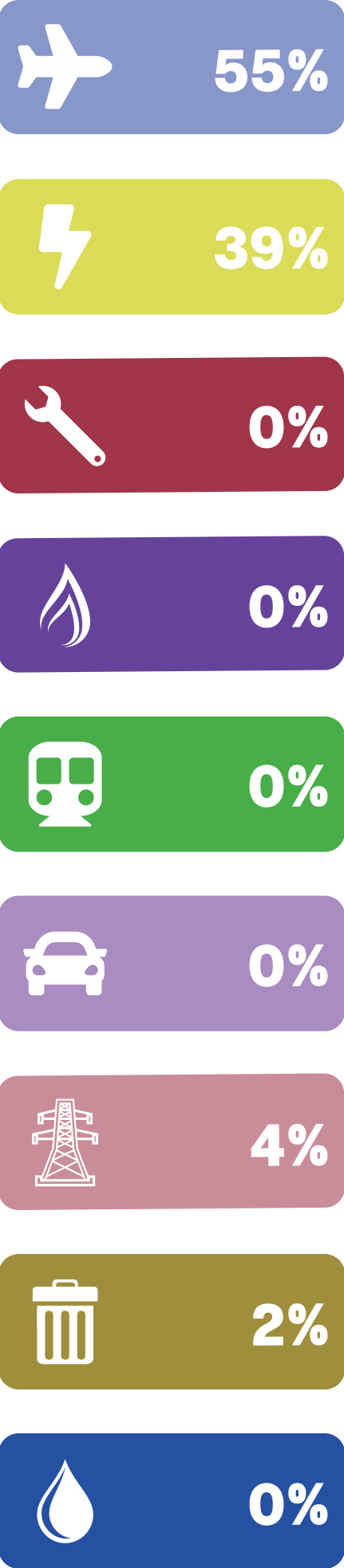
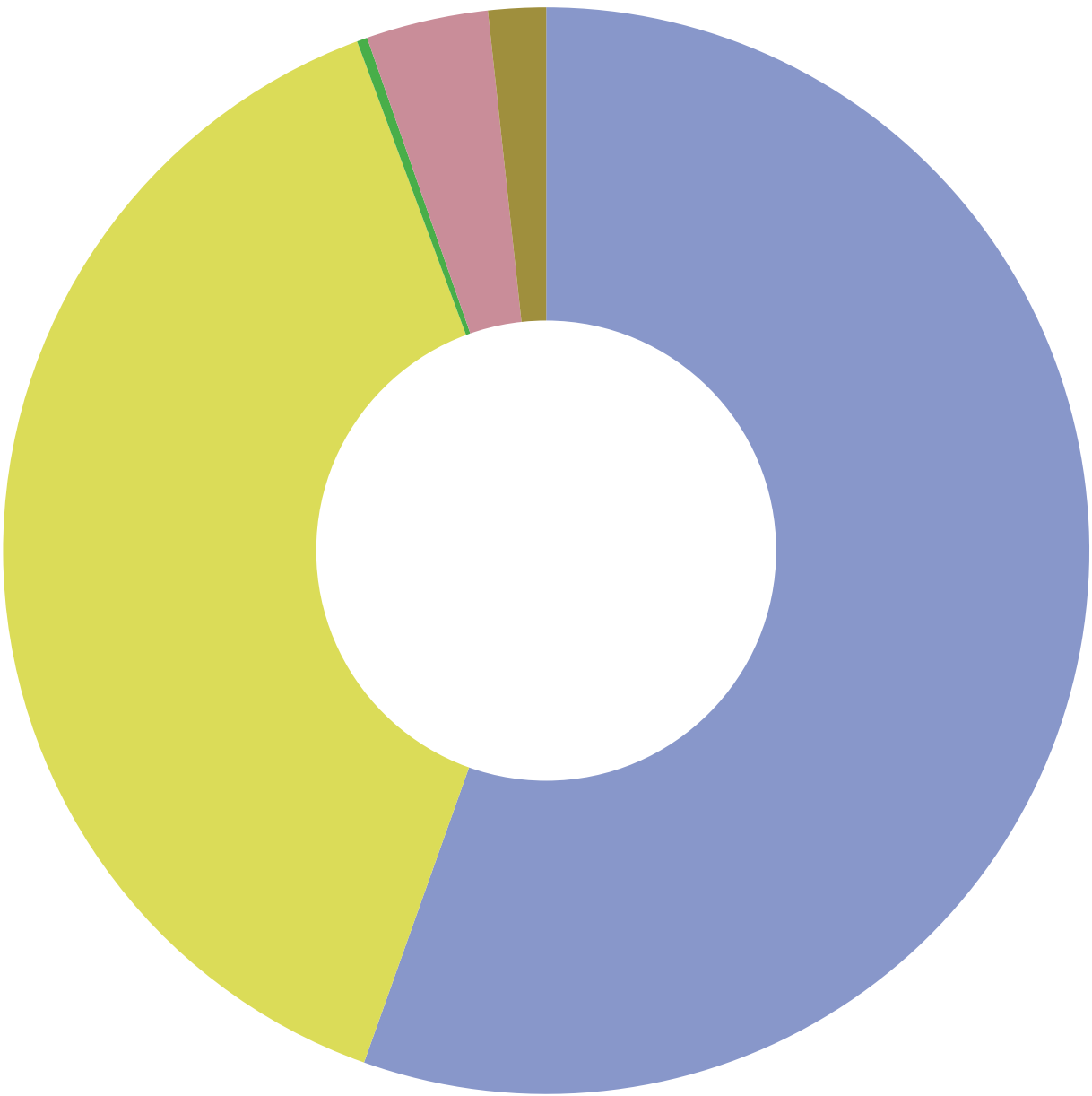
Emissions per employee (tCO <sub>2</sub> e)	3.36
Number of employees	1250
Floor Area (m <sup>2</sup> )	22524

Ashurst is a leading global law firm advising corporates, financial institutions and governments. Core businesses are in corporate, finance, dispute resolution and the development and financing of assets in the energy, resources and infrastructure sectors. It currently has 25 offices in 15 countries, with a best-friend referral relationship with an Indian law firm, and over 400+ partners and 1450 lawyers working across 10 different time zones.



## Carbon Emission Sources (tCO<sub>2</sub>e)

Air		2332
Electricity		1636
Fugitives		
Onsite Combustion		
Rail		13
Road		
T&D Losses		153
Waste		72
Water		














# Baker McKenzie

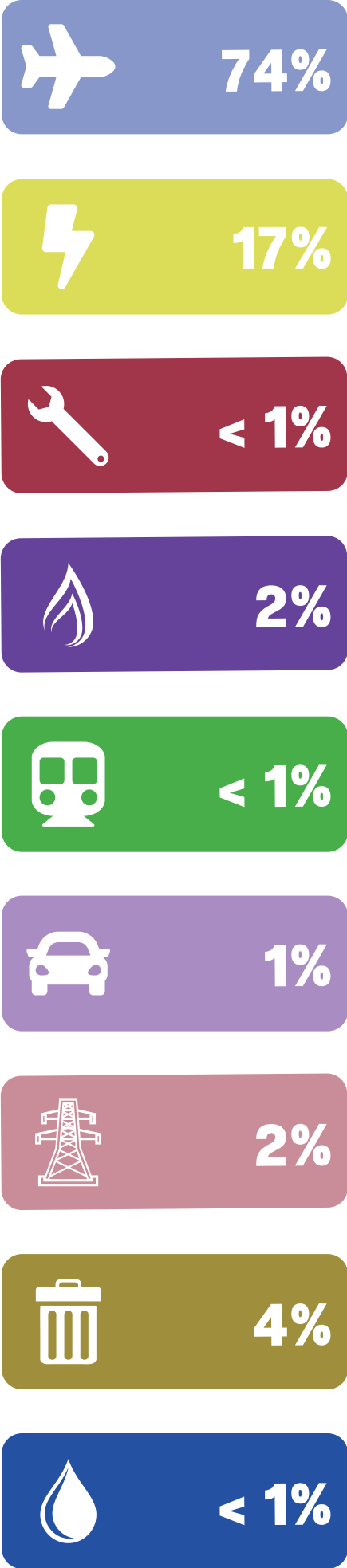
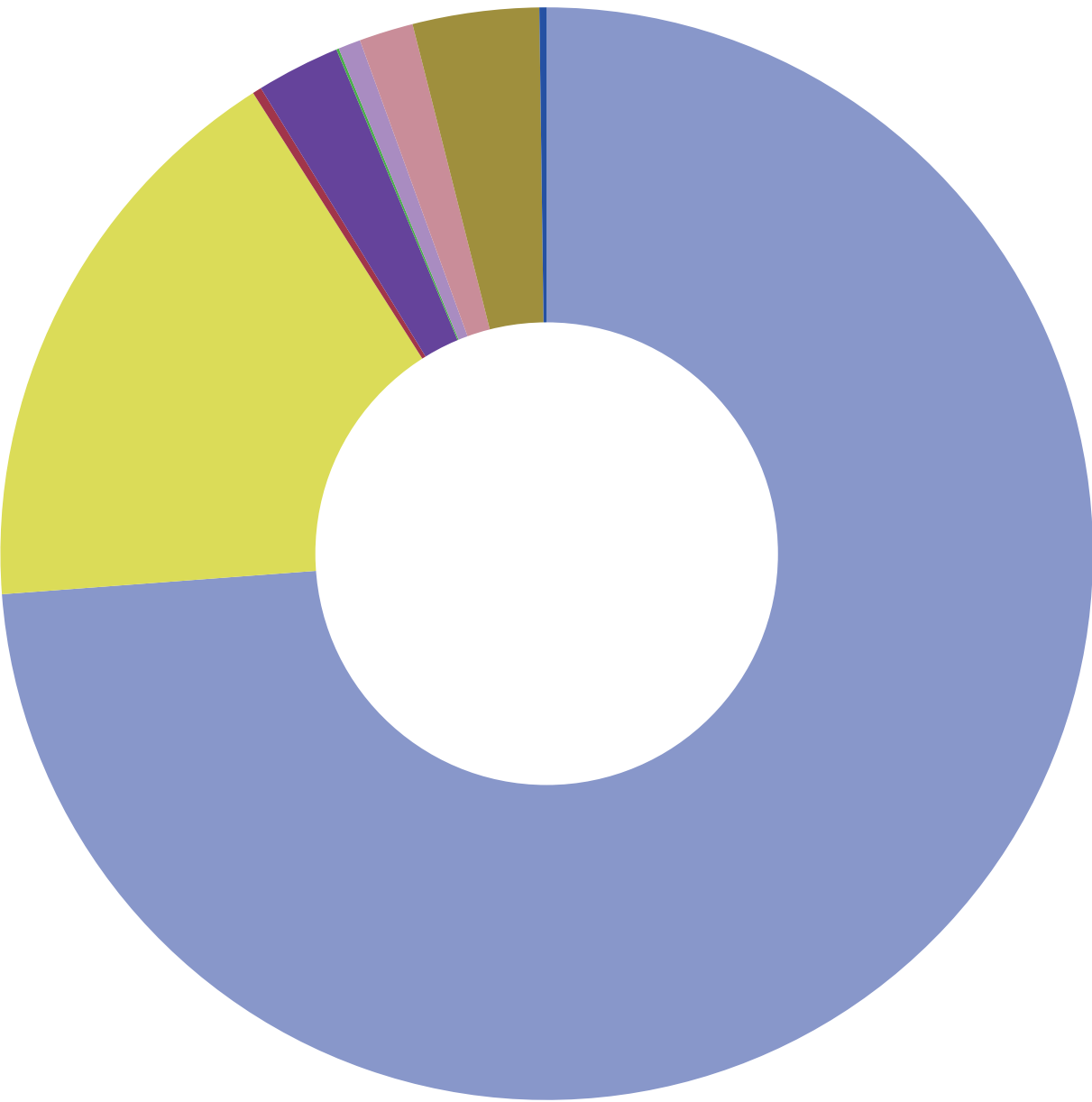
Emissions per employee (tCO <sub>2</sub> e)	10.05
Number of employees	932
Floor Area (m <sup>2</sup> )	14307

Baker McKenzie is a multinational law firm with almost 80 worldwide locations. Its London office has over 400 legal professionals serving a vast portfolio of clients, often in collaboration with teams in its international offices.



## Carbon Emission Sources (tCO<sub>2</sub>e)

Air		6916
Electricity		1607
Fugitives		25
Onsite Combustion		232
Rail		7
Road		62
T&D Losses		150
Waste		350
Water		20

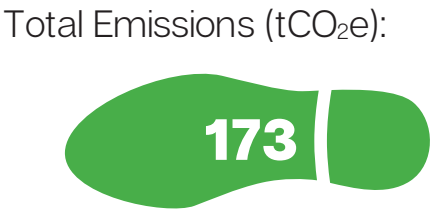


# Bates Wells Braithwaite

Emissions per employee (tCO<sub>2</sub>e) **0.68**

Number of employees **254**

Floor Area (m<sup>2</sup>) **2174**












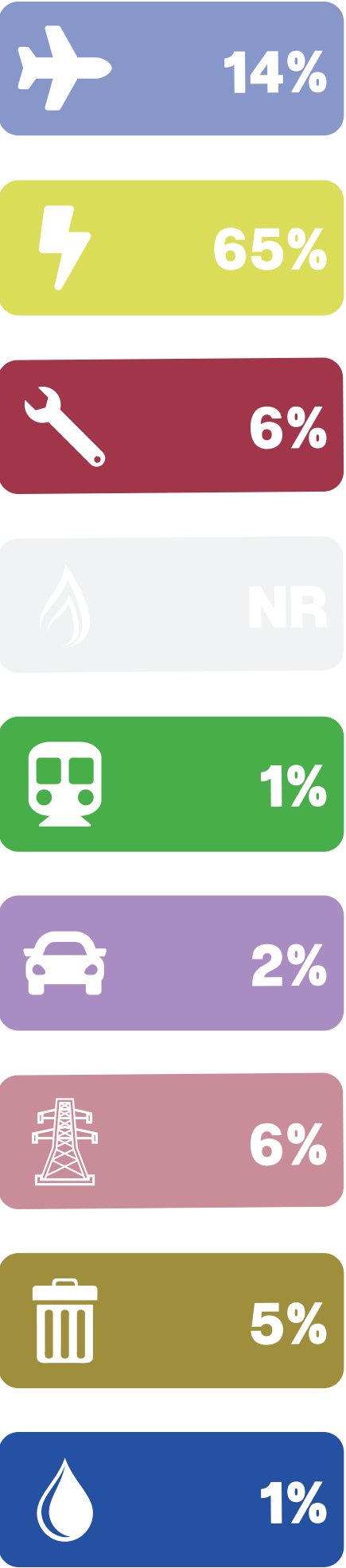
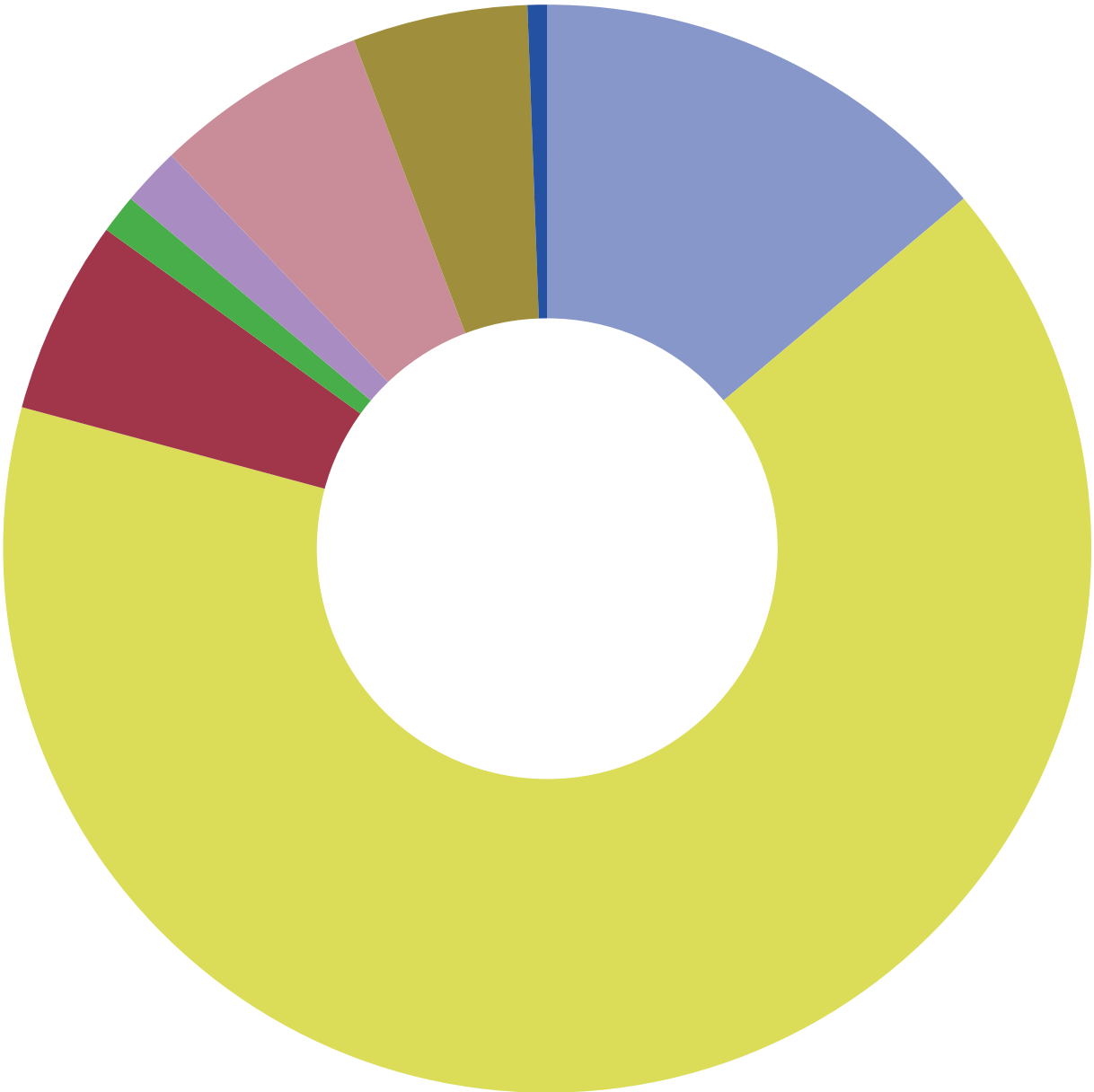
Bates Wells Braithwaite is a professional services consultancy, combining a top legal practice with services in impact measurement, outcomes-based planning and strategy, and financial services regulatory compliance. The firm works with a wide range of clients, large and small, across a variety of sectors—from established businesses, charities and social enterprises and public bodies to innovative start-ups and high-profile individuals.



Data taken from the LSA  
Annual Report 2018.  
To find out more go to  
[legalsustainabilityalliance.com](https://legalsustainabilityalliance.com)

## Carbon Emission Sources (tCO<sub>2</sub>e)

Air		24
Electricity		113
Fugitives		10
Onsite Combustion		
Rail		2
Road		3
T&D Losses		11
Waste		9
Water		1



# Berwin Leighton Paisner

Emissions per employee (tCO<sub>2</sub>e) **4.00**

Number of employees **1004**

Floor Area (m<sup>2</sup>) **16432**












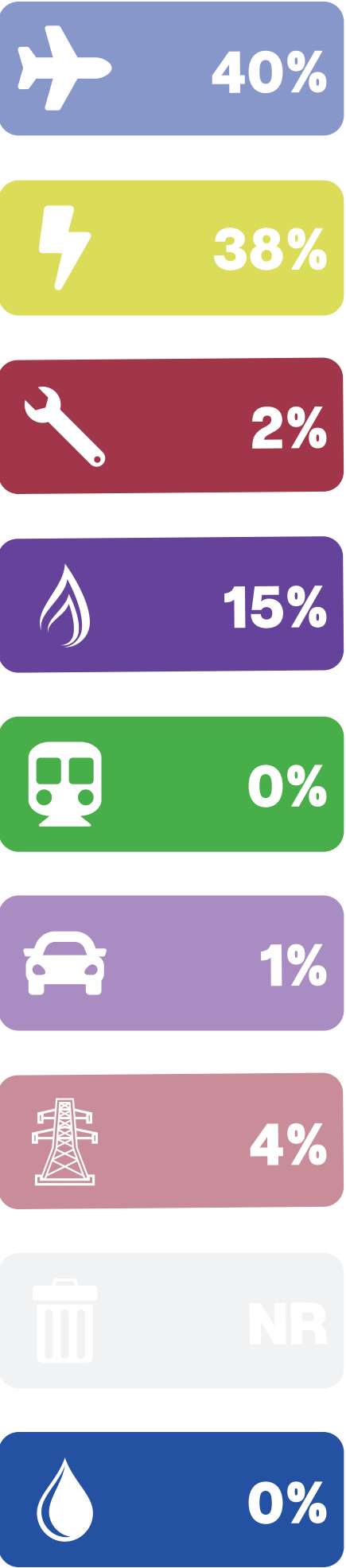
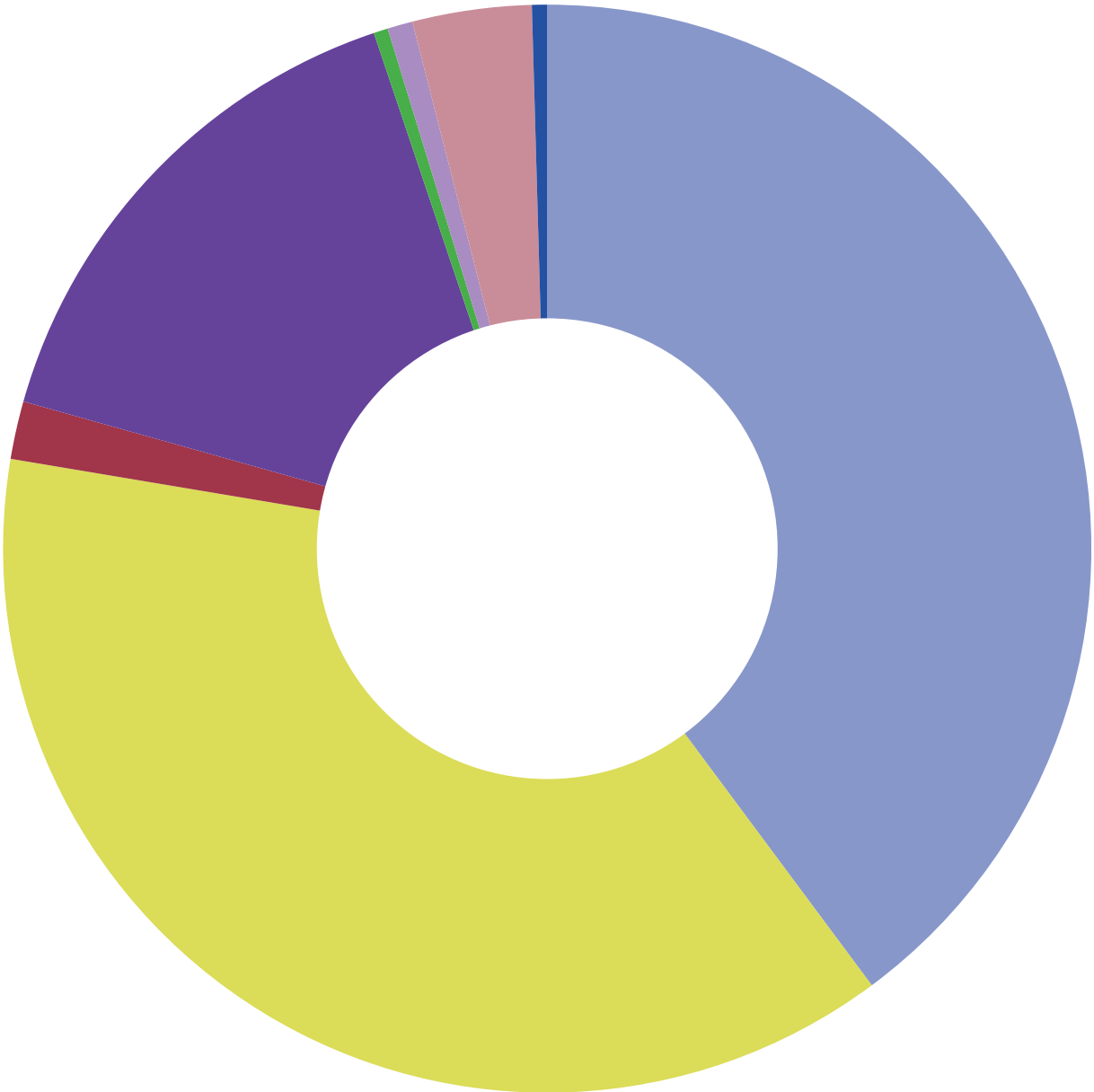
Berwin Leighton Paisner is an international law firm with offices in 14 different countries around the world including in Germany, Hong Kong, Russia, Singapore and UAE amongst others. Over 50 Fortune 500 or FTSE 100 clients have relied on our legal advice to protect their interests. We have completed over 47,000 projects for them in 130 countries, spanning over 70 different areas of law.



Data taken from the LSA  
Annual Report 2018.  
To find out more go to  
[legalsustainabilityalliance.com](https://legalsustainabilityalliance.com)

## Carbon Emission Sources (tCO<sub>2</sub>e)

Air		1598
Electricity		1517
Fugitives		69
Onsite Combustion		621
Rail		17
Road		30
T&D Losses		142
Waste		
Water		18



# Bristows

Emissions per employee (tCO <sub>2</sub> e)	2.34
Number of employees	270
Floor Area (m <sup>2</sup> )	3993

Bristows is a full service independent law firm established in 1837 and providing legal advice to a diverse range of clients. As a globally recognised firm based in London it has a client base including many of the world's leading companies. A considerable percentage of the firm's work involves international or multi-jurisdiction aspects.



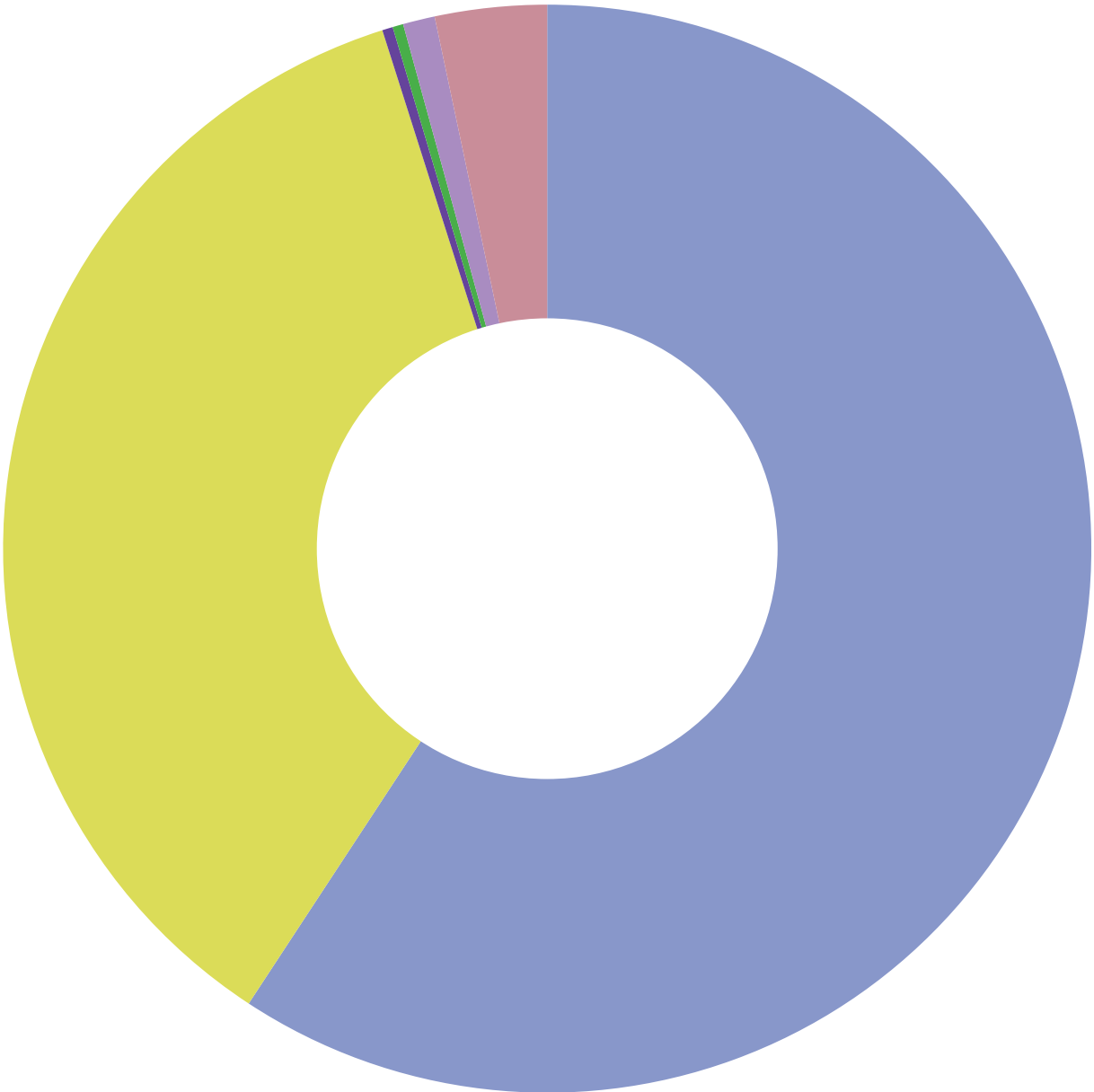
Data taken from the LSA Annual Report 2018.  
To find out more go to [legalsustainabilityalliance.com](https://legalsustainabilityalliance.com)

Total Emissions (tCO<sub>2</sub>e):



## Carbon Emission Sources (tCO<sub>2</sub>e)

Air		375
Electricity		227
Fugitives		
Onsite Combustion		2
Rail		2
Road		6
T&D Losses		21
Waste		
Water		



	59%
	36%
	NR
	< 1%
	< 1%
	1%
	3%
	NR
	NR

# Brodies

Emissions per employee (tCO <sub>2</sub> e)	0.77
Number of employees	628
Floor Area (m <sup>2</sup> )	8726

Brodies is a leading Scottish law practice delivering legal services of the highest quality to Scottish, UK and global organisations. With offices in Aberdeen, Edinburgh, Glasgow and Brussels, it offers legal advice in a wide range of core areas to large and small, private and public sector clients from all backgrounds who are active in almost every sector of the Scottish economy.



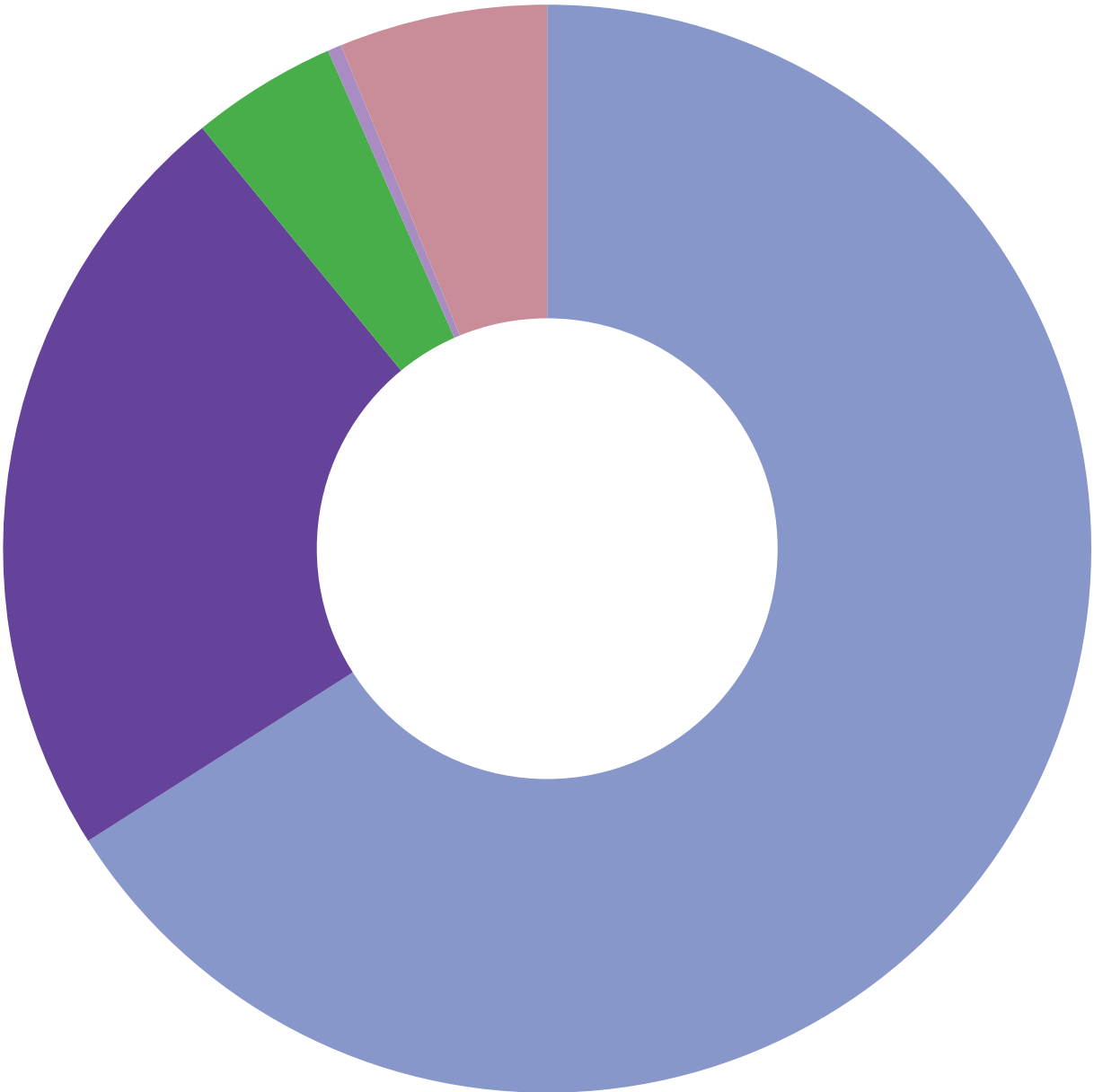
Data taken from the LSA  
Annual Report 2018.  
To find out more go to  
[legalsustainabilityalliance.com](https://legalsustainabilityalliance.com)

Total Emissions (tCO<sub>2</sub>e):



## Carbon Emission Sources (tCO<sub>2</sub>e)

Air		320
Electricity		
Fugitives		
Onsite Combustion		112
Rail		21
Road		2
T&D Losses		30
Waste		
Water		



	66%
	NR
	NR
	23%
	4%
	< 1%
	6%
	NR
	NR

# Browne Jacobson










Emissions per employee (tCO <sub>2</sub> e)	4.16
Number of employees	918
Floor Area (m <sup>2</sup> )	32610

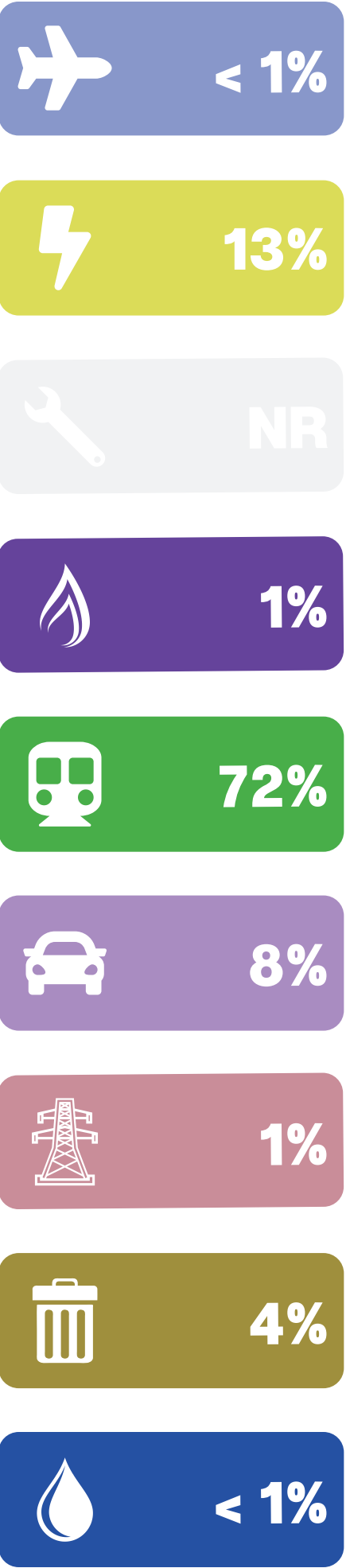
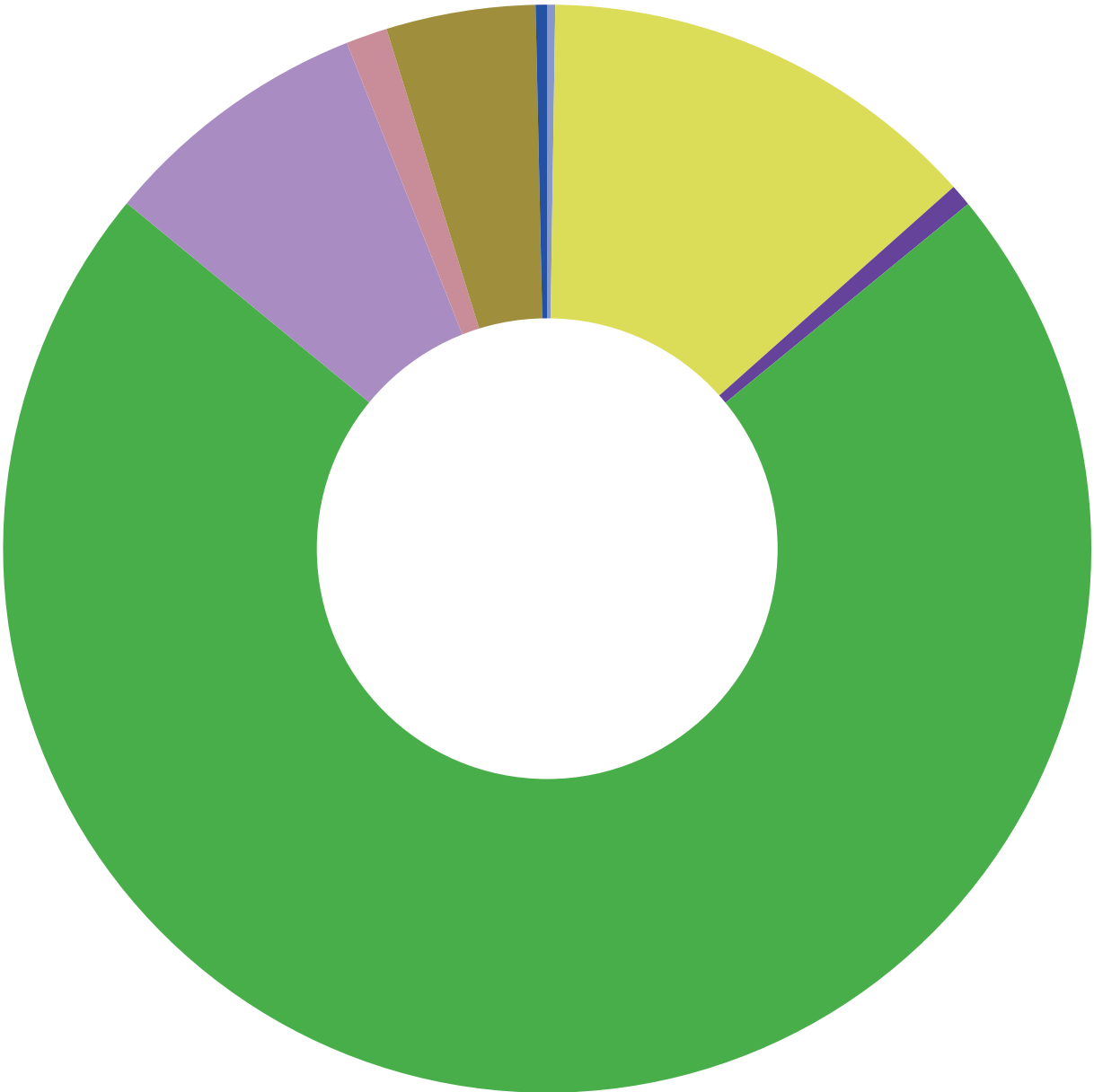
Total Emissions (tCO<sub>2</sub>e):



Browne Jacobson is a national law firm with offices in Birmingham, Exeter, London, Manchester and Nottingham. It offers services across a number of key sectors: public, private & public listed companies, health, insurance, retail, technology and education. The firm works with regional, national and international clients in the public, private and voluntary sectors.

## Carbon Emission Sources (tCO<sub>2</sub>e)

Air		9
Electricity		503
Fugitives		
Onsite Combustion		25
Rail		2742
Road		307
T&D Losses		47
Waste		169
Water		13



Data taken from the LSA  
Annual Report 2018.  
To find out more go to  
[legalsustainabilityalliance.com](https://legalsustainabilityalliance.com)



# Burges Salmon

Emissions per employee (tCO <sub>2</sub> e)	2.28
Number of employees	790
Floor Area (m <sup>2</sup> )	17313

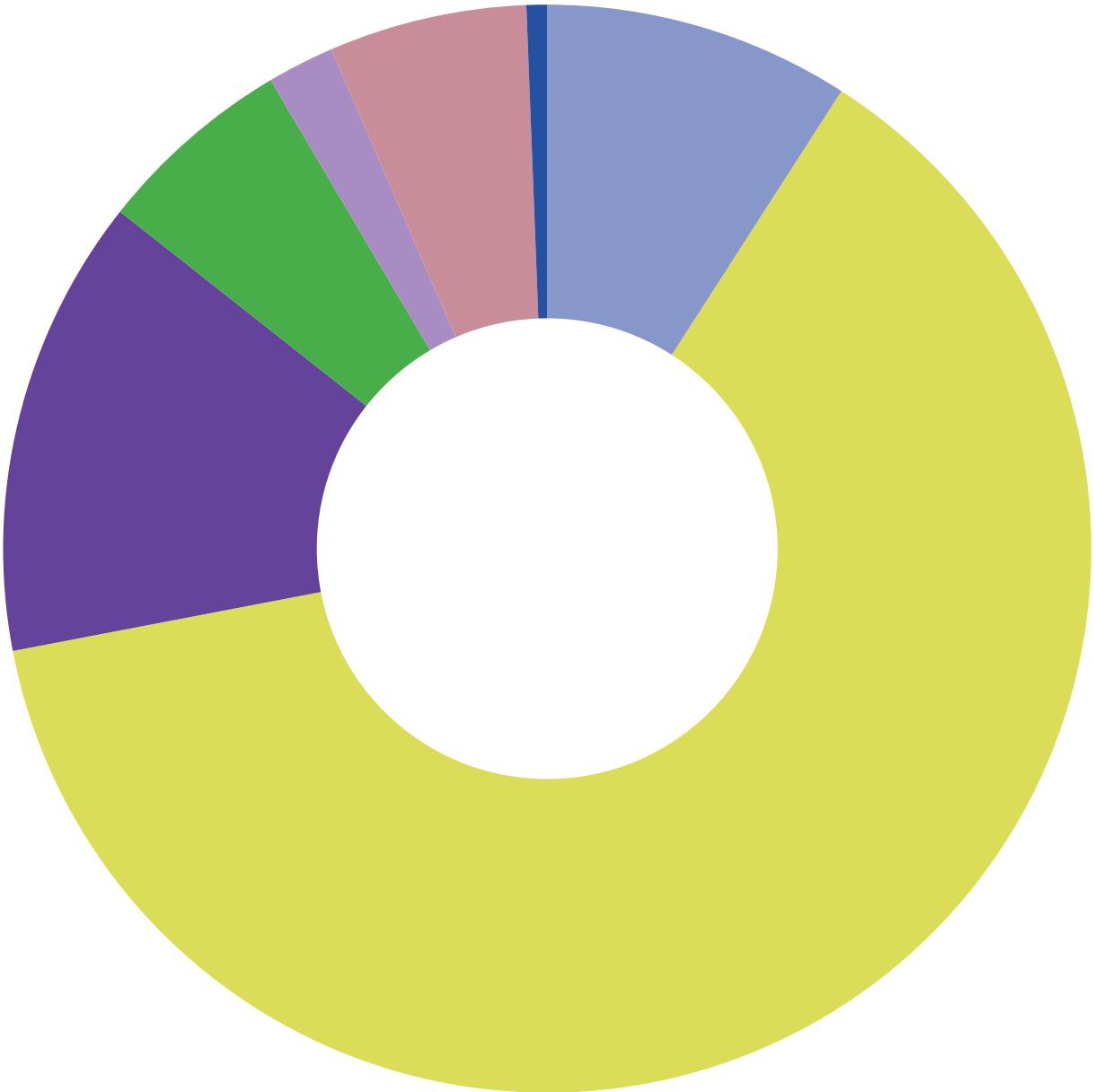
Total Emissions (tCO<sub>2</sub>e):



Burges Salmon is one of the UK's leading law firms with over 750 employees and offices in Bristol and London. The firm is committed to reducing the impact of its activities on the environment and its Environmental Management System is certified to ISO 14001. During the reporting period the firm has reduced its use of disposables by 15%, staff have made 600 new green pledges and 43% of employees' commute is carbon neutral as a result of either walking or cycling.

## Carbon Emission Sources (tCO<sub>2</sub>e)

Air		164
Electricity		1134
Fugitives		
Onsite Combustion		246
Rail		106
Road		36
T&D Losses		106
Waste		
Water		11



	9%
	63%
	NR
	14%
	6%
	2%
	6%
	NR
	NR



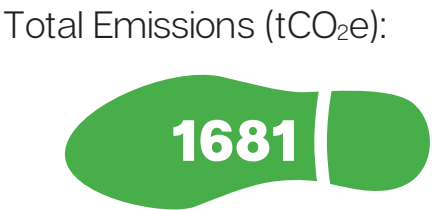
Data taken from the LSA Annual Report 2018. To find out more go to [legalsustainabilityalliance.com](https://legalsustainabilityalliance.com)

# Charles Russell Speechlys

Emissions per employee (tCO<sub>2</sub>e) **1.82**










Number of employees **922**

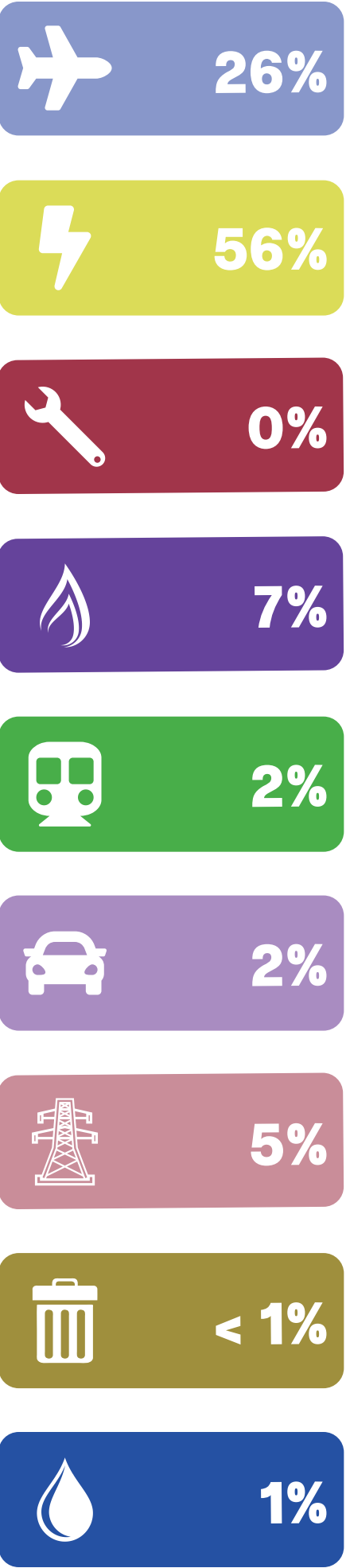
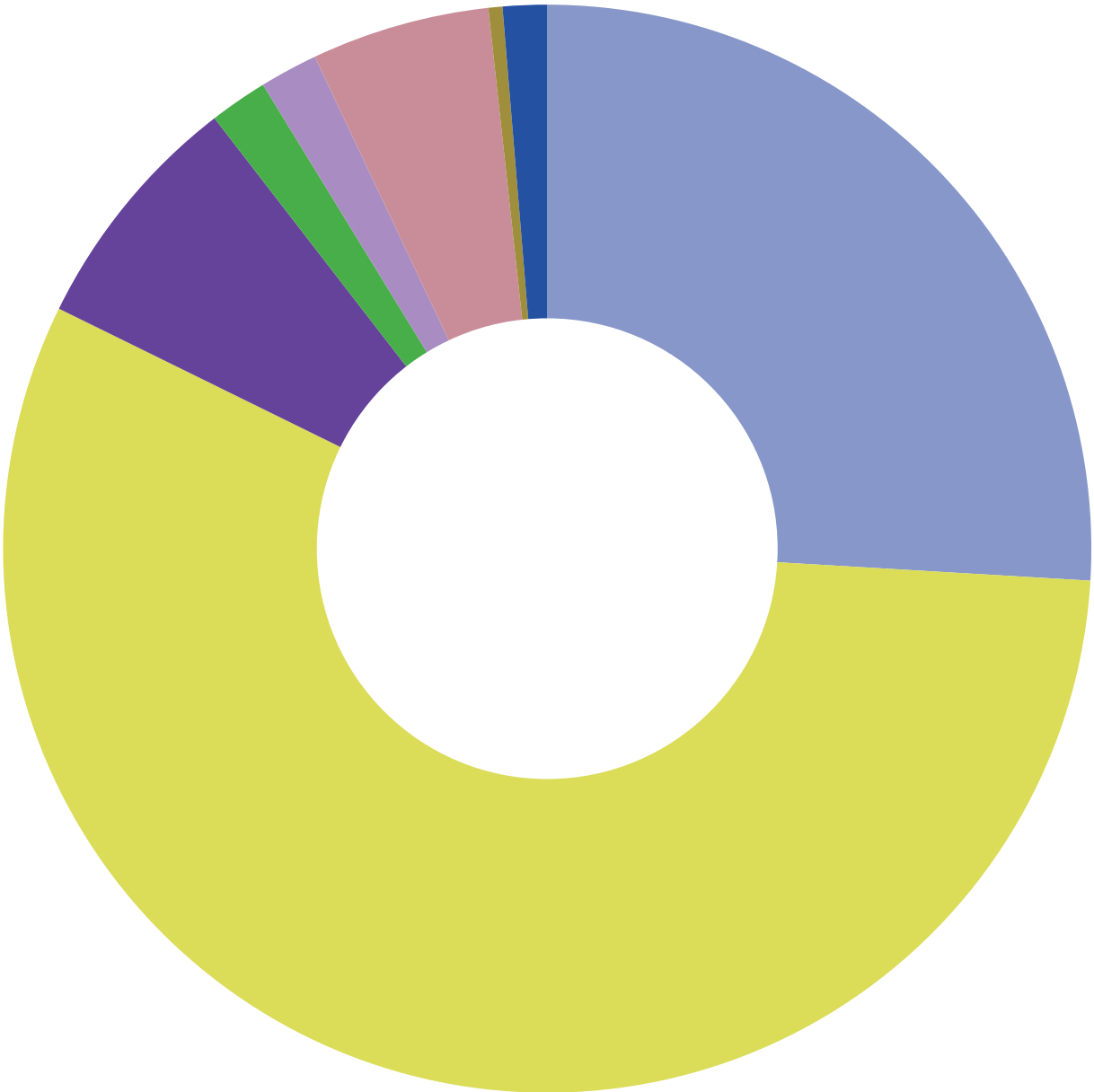
Floor Area (m<sup>2</sup>) **14576**



Charles Russell Speechlys is an international law firm which comprises of 3 UK offices (922 staff). The firm aims to reduce its carbon footprint going in to 2018.

## Carbon Emission Sources (tCO<sub>2</sub>e)

Air		436
Electricity		947
Fugitives		0
Onsite Combustion		122
Rail		29
Road		29
T&D Losses		89
Waste		7
Water		22



Data taken from the LSA  
Annual Report 2018.  
To find out more go to  
[legalsustainabilityalliance.com](https://legalsustainabilityalliance.com)










# Clarke Willmott

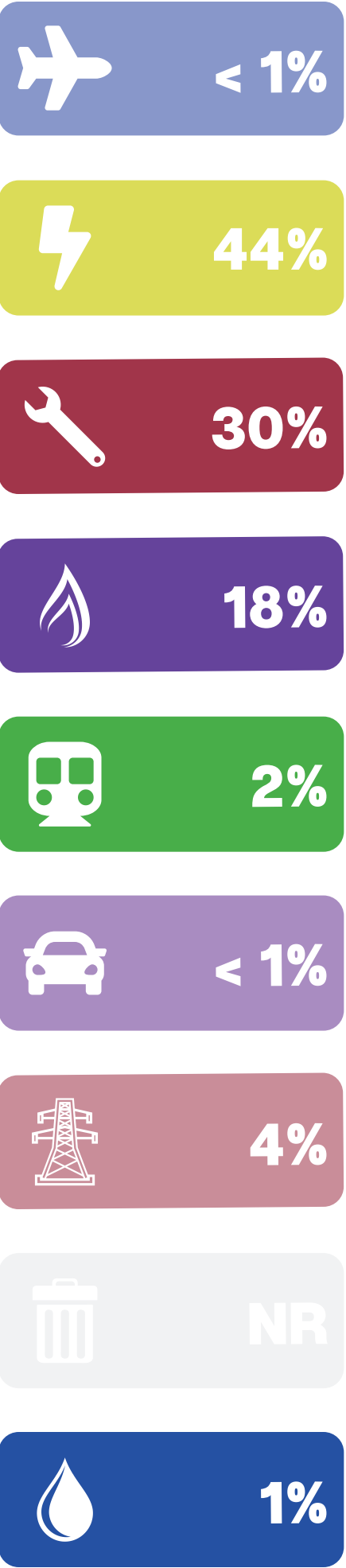
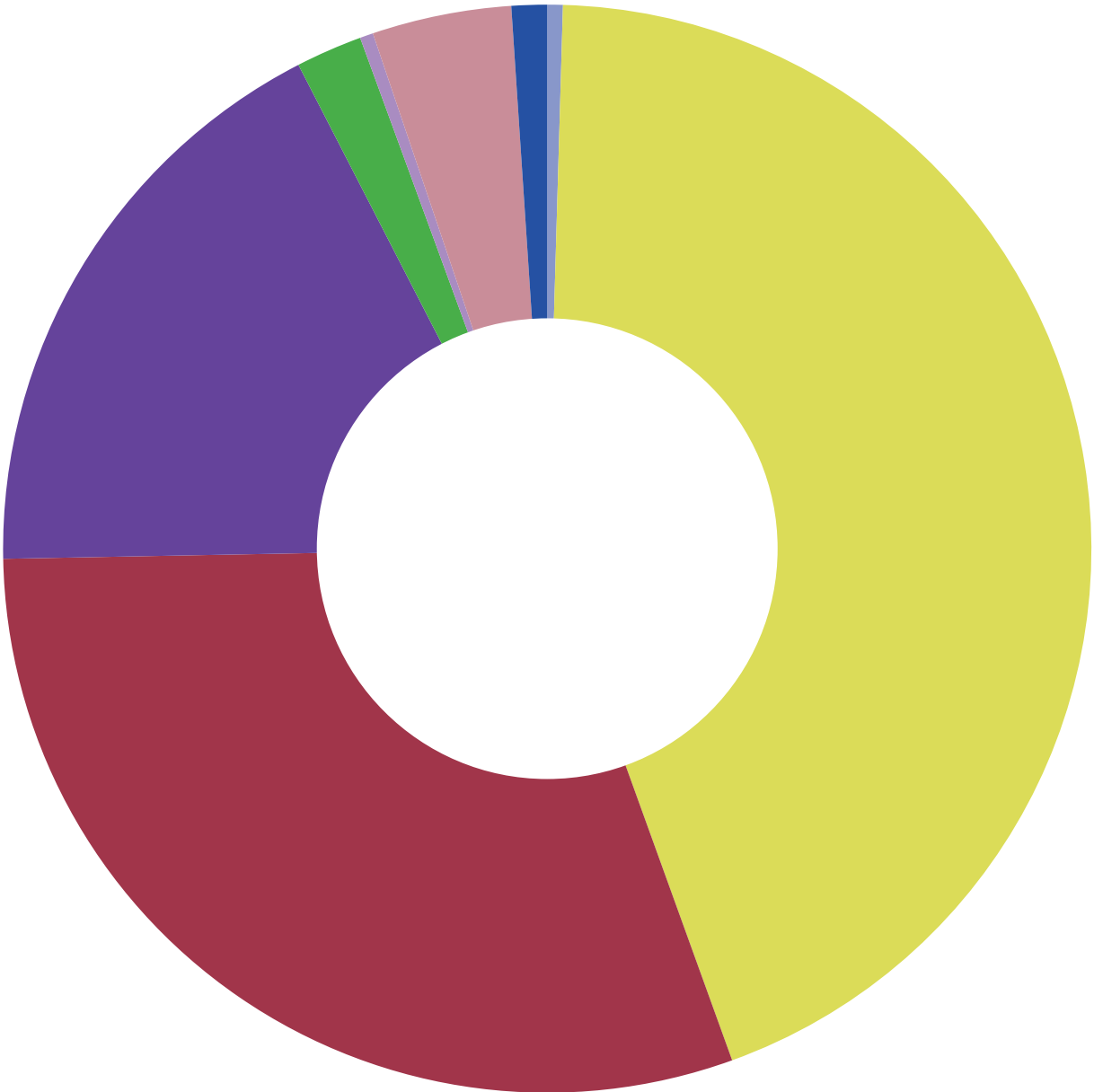
Emissions per employee (tCO <sub>2</sub> e)	2.45
Number of employees	620
Floor Area (m <sup>2</sup> )	9411



Clarke Willmott is a national law firm with 7 offices across England and Wales in a mixture of managed and leased spaces. The firm is working hard to reduce its carbon footprint and energy consumption per capita and is actively engaged in encouraging its landlords and managing agents to work more closely with it on both the reduction and the reporting of its efforts. It is investigating 'greener' ways of achieving its business objectives.

## Carbon Emission Sources (tCO<sub>2</sub>e)

Air		7
Electricity		670
Fugitives		460
Onsite Combustion		270
Rail		30
Road		6
T&D Losses		63
Waste		
Water		16



# Clifford Chance

Emissions per employee (tCO <sub>2</sub> e)	5.60
Number of employees	1776
Floor Area (m <sup>2</sup> )	40371

Total Emissions (tCO<sub>2</sub>e):












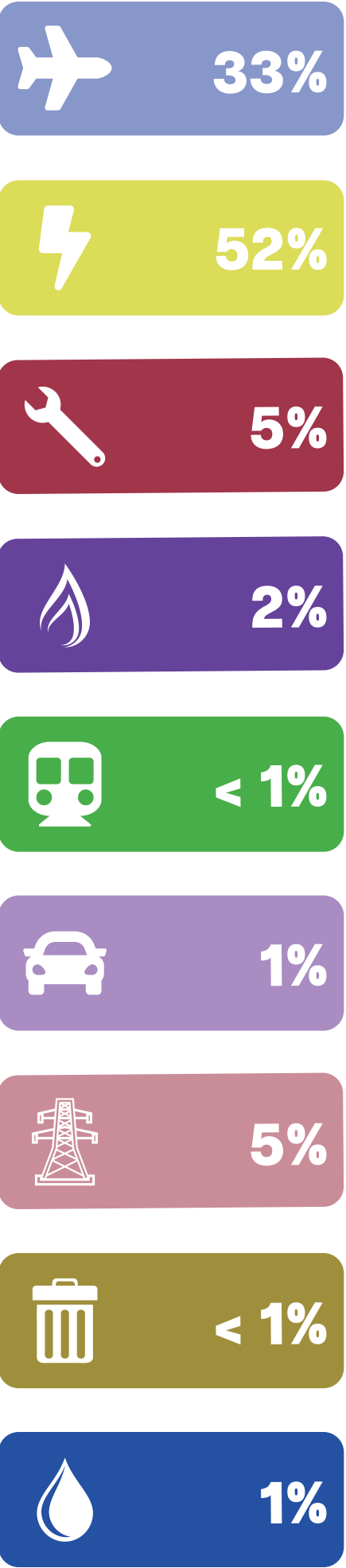
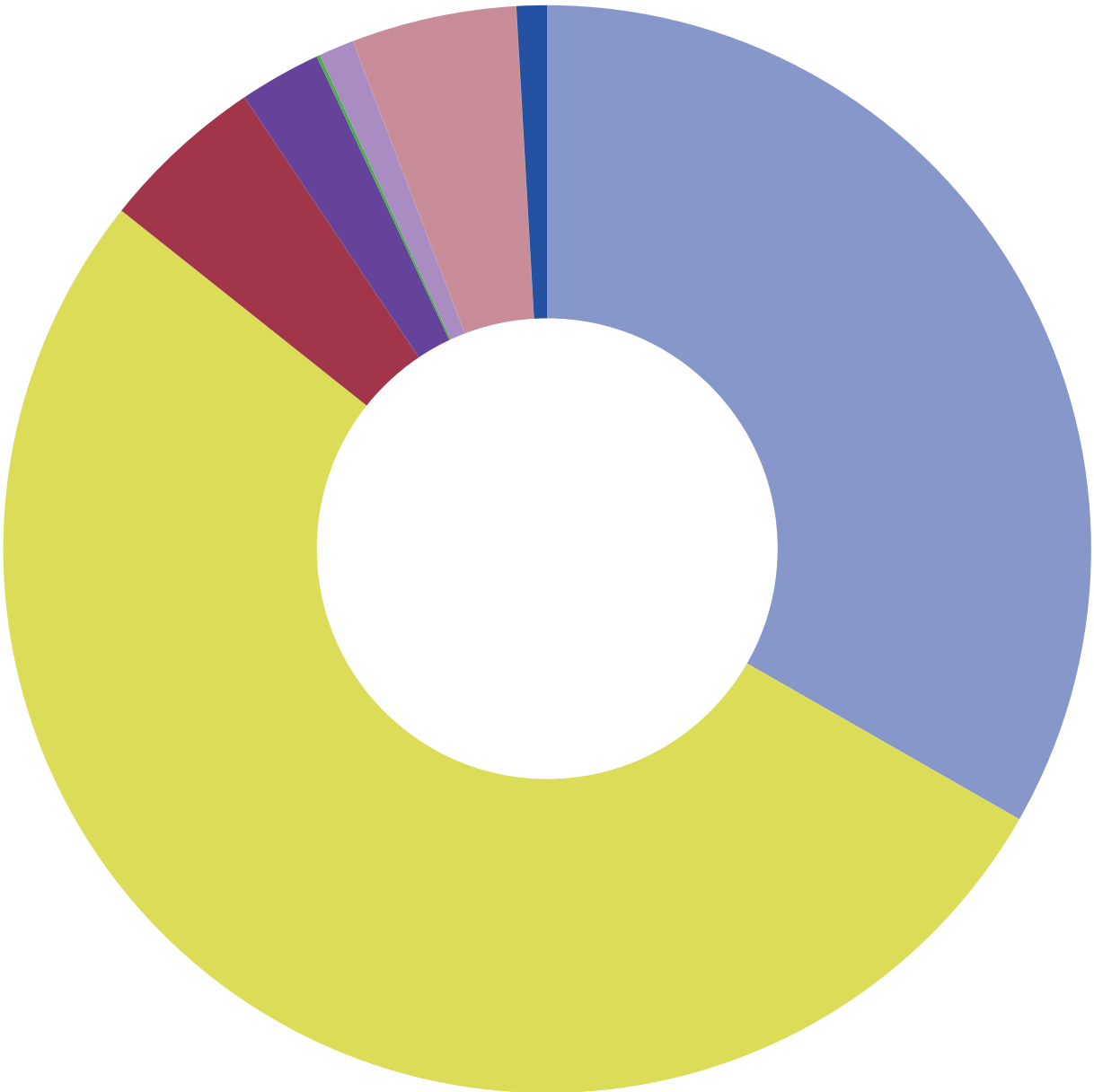
Clifford Chance is one of the world's pre-eminent law firms, with significant depth and range of resources across five continents. As a single, fully integrated, global partnership, the firm prides itself on its approachable, collegial and team-based way of working, striving to exceed the expectations of its clients—which include corporates from all the commercial and industrial sectors, governments, regulators, trade bodies and not-for-profit organisations.



Data taken from the LSA Annual Report 2018. To find out more go to [legalsustainabilityalliance.com](https://legalsustainabilityalliance.com)

## Carbon Emission Sources (tCO<sub>2</sub>e)

Air		3312
Electricity		5218
Fugitives		489
Onsite Combustion		242
Rail		10
Road		104
T&D Losses		488
Waste		1
Water		90



# CMS Cameron McKenna Nabarro Olswang

Emissions per employee (tCO<sub>2</sub>e) **1.05**

Number of employees **2108**

Floor Area (m<sup>2</sup>) **40964**












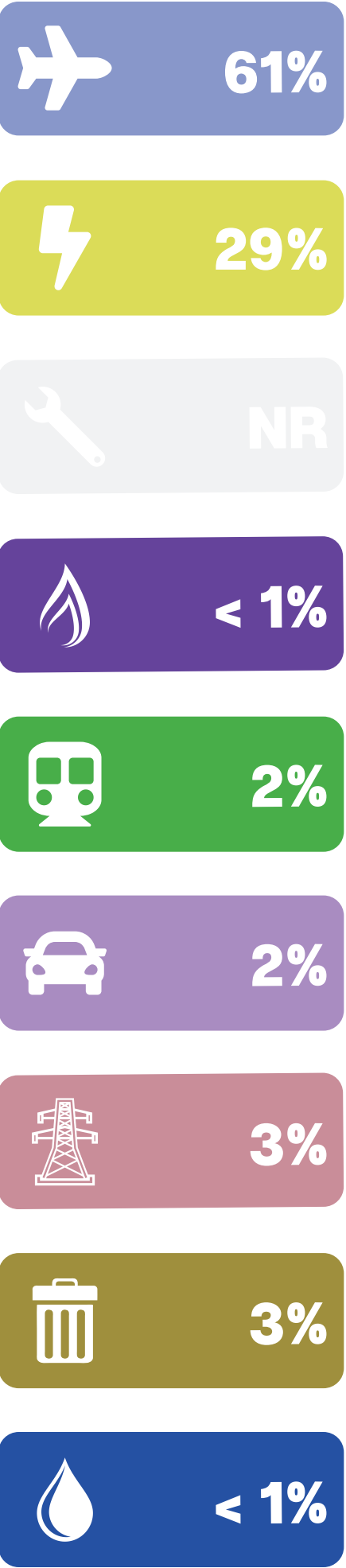
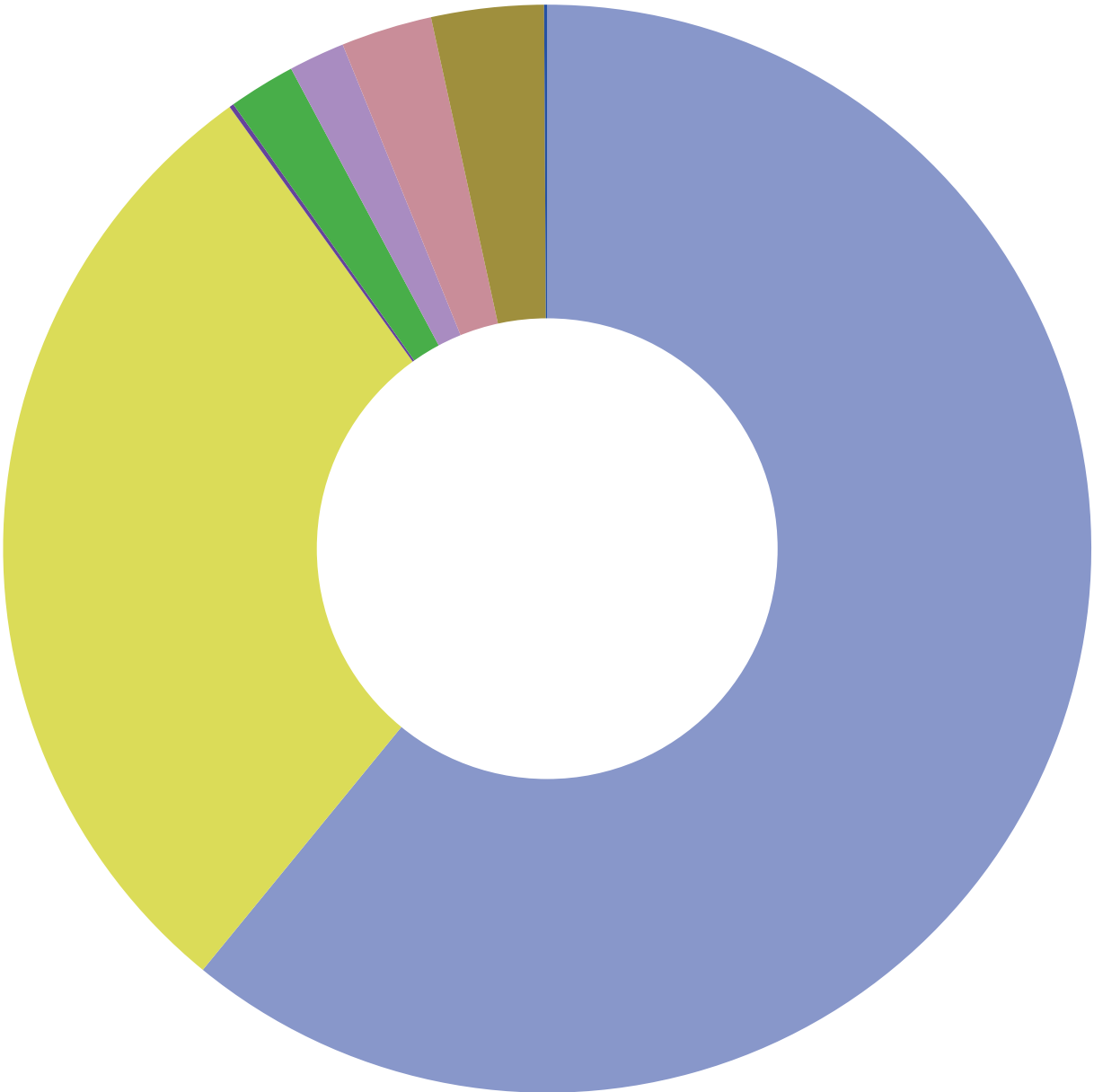
CMS Cameron McKenna Nabarro Olswang provides clients with specialist, business-focused advice in law and tax matters. With its legal professionals across the world, working in sector-based teams and trained in project management, its focus is on its clients and fulfilling their objectives. The firm aims to stand apart through its deep commitment to understanding its clients' business and the sectors and countries in which it operates.



Data taken from the LSA Annual Report 2018. To find out more go to [legalsustainabilityalliance.com](https://legalsustainabilityalliance.com)

## Carbon Emission Sources (tCO<sub>2</sub>e)

Air		1351
Electricity		647
Fugitives		
Onsite Combustion		3
Rail		44
Road		37
T&D Losses		60
Waste		74
Water		2



# Cripps

Emissions per employee (tCO <sub>2</sub> e)	1.21
Number of employees	362
Floor Area (m <sup>2</sup> )	4861

Cripps has offices in Kent and London and provides a wide range of legal services. It has a national reputation for its services to individuals and for its commercial property work. The firm advise many high-profile clients including plcs, financial institutions, private companies, local and national government, individuals and charities. It is serious about corporate responsibility, from sustainable office practices to giving something back to its local community



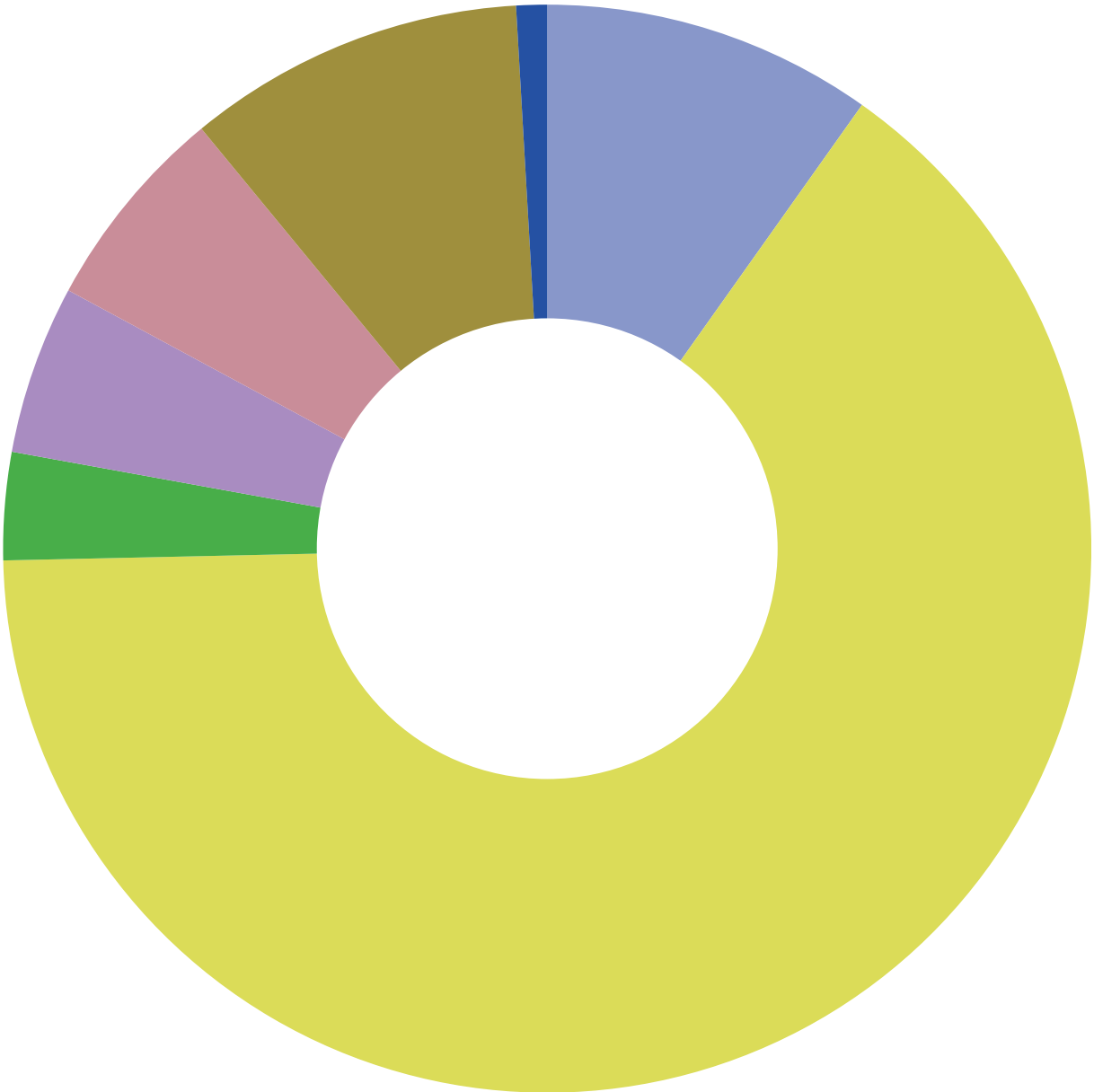
Data taken from the LSA Annual Report 2018.  
To find out more go to [legalsustainabilityalliance.com](https://legalsustainabilityalliance.com)

Total Emissions (tCO<sub>2</sub>e):



## Carbon Emission Sources (tCO<sub>2</sub>e)

Air		43
Electricity		284
Fugitives		
Onsite Combustion		
Rail		14
Road		22
T&D Losses		27
Waste		44
Water		4



	10%
	65%
	NR
	NR
	3%
	5%
	6%
	10%
	1%

# DAC Beachcroft

Emissions per employee (tCO <sub>2</sub> e)	1.09
Number of employees	2314
Floor Area (m <sup>2</sup> )	37715

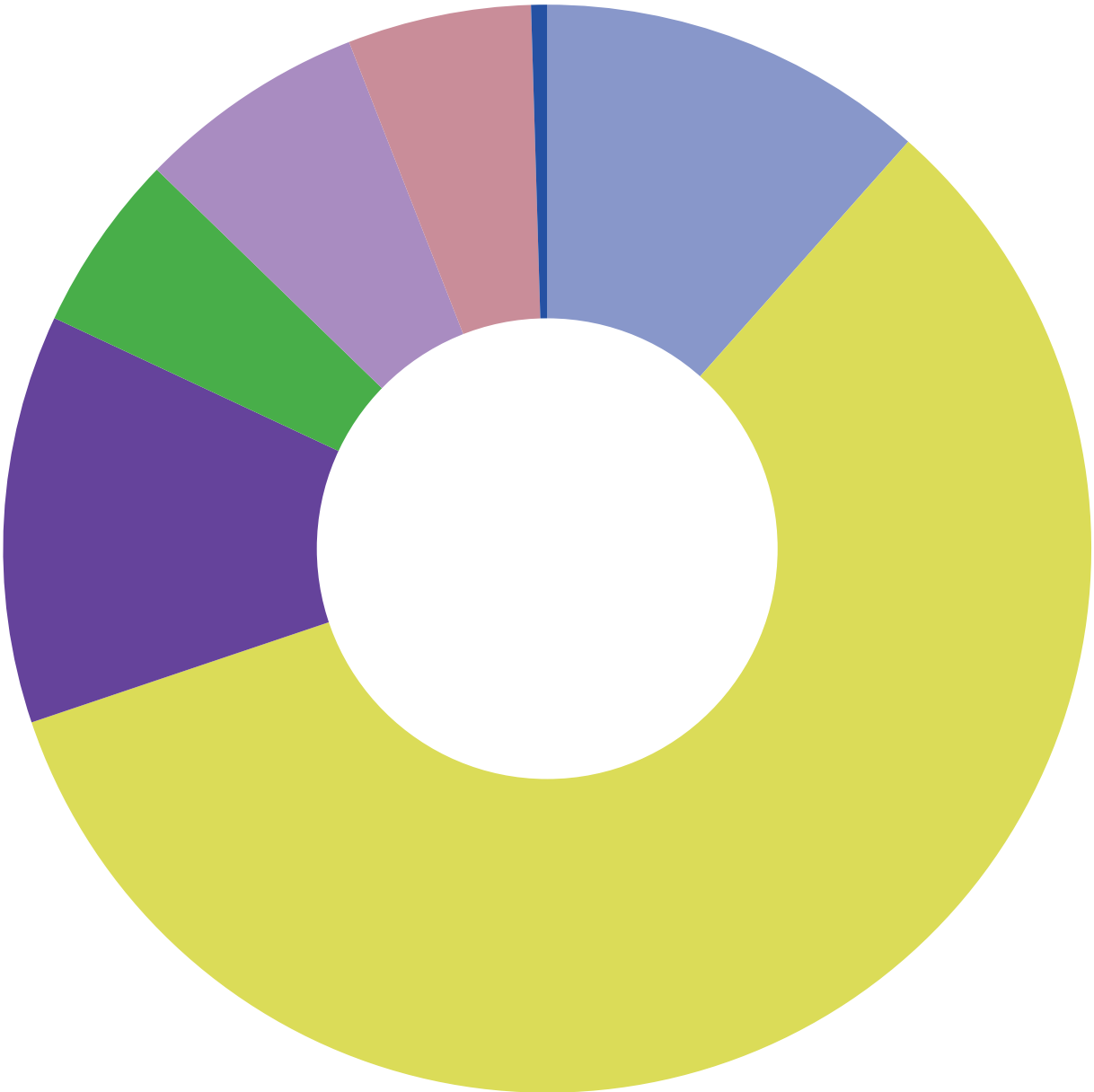
Total Emissions (tCO<sub>2</sub>e):



DAC Beachcroft employs over 2,400 people and combines one of the most comprehensive UK legal networks, with coverage across Europe, Latin America, North America and Asia-Pacific. It provides a full service commercial, transactional, claims, risk and advisory capability. The firm works with clients in a select range of industry sectors and is a market leader in health, insurance and real estate.

## Carbon Emission Sources (tCO<sub>2</sub>e)

Air		292
Electricity		1474
Fugitives		
Onsite Combustion		307
Rail		134
Road		172
T&D Losses		138
Waste		
Water		12



	12%
	58%
	NR
	12%
	5%
	7%
	5%
	NR
	< 1%



# Dentons

Emissions per employee (tCO <sub>2</sub> e)	3.95
Number of employees	857
Floor Area (m <sup>2</sup> )	17919

Dentons is the world's largest law firm, delivering quality and value to clients around the globe. The firm is a leader on the Acritas Global Elite Brand Index, a BTI Client Service 30 Award winner and recognized by prominent business and legal publications for its innovations in client service, including founding Nextlaw Labs and the Nextlaw Global Referral Network. Dentons' polycentric approach and world-class talent challenge the status quo to advance client interests in the communities in which we live and work.



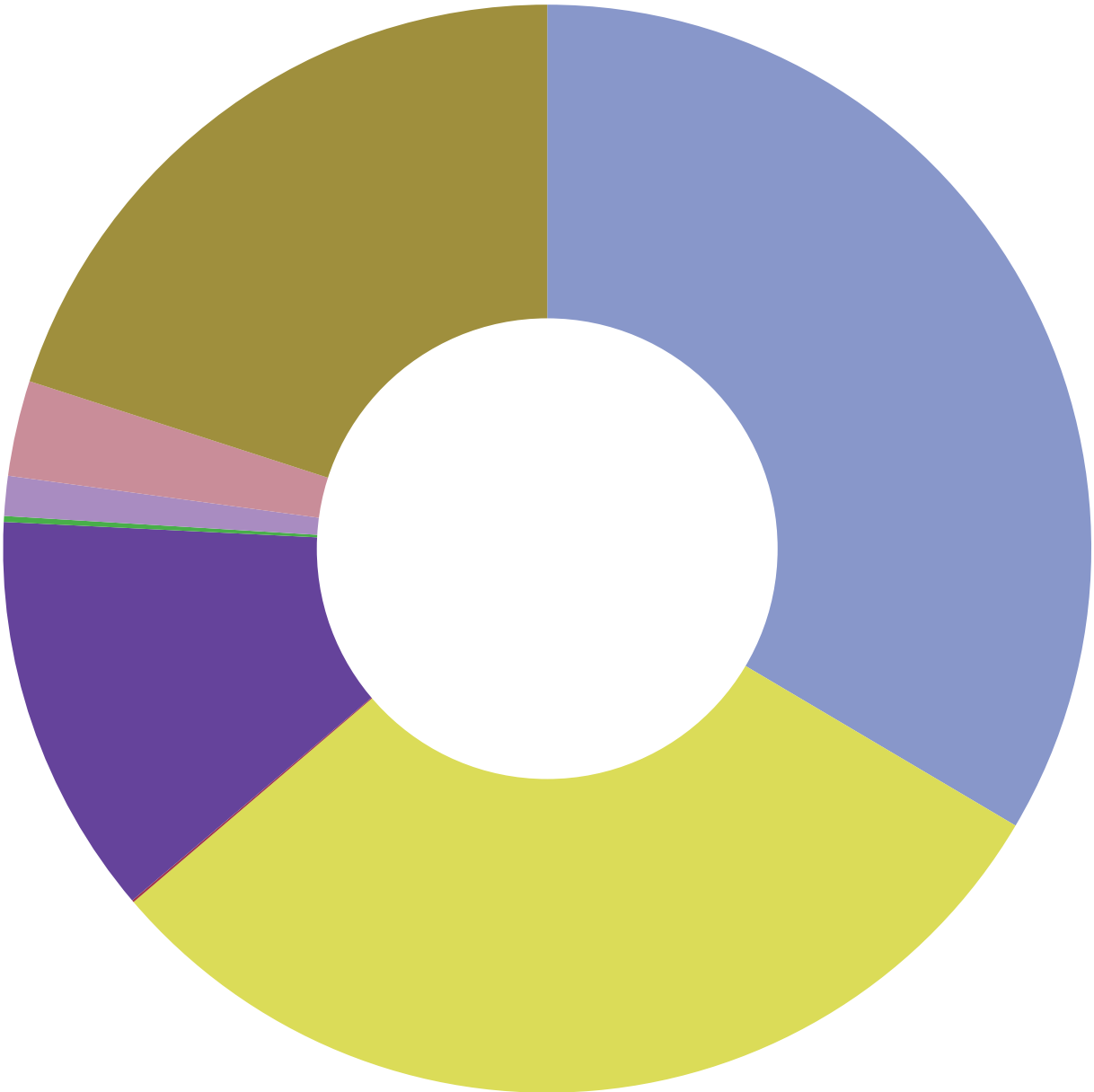
Data taken from the LSA Annual Report 2018.  
To find out more go to [legalsustainabilityalliance.com](https://legalsustainabilityalliance.com)

Total Emissions (tCO<sub>2</sub>e):



## Carbon Emission Sources (tCO<sub>2</sub>e)

Air		1133
Electricity		1023
Fugitives		2
Onsite Combustion		405
Rail		6
Road		40
T&D Losses		96
Waste		677
Water		



	34%
	30%
	< 1%
	12%
	< 1%
	1%
	3%
	20%
	NR

# DLA Piper

Emissions per employee (tCO <sub>2</sub> e)	3.69
Number of employees	2048
Floor Area (m²)	42206

Total Emissions (tCO<sub>2</sub>e):



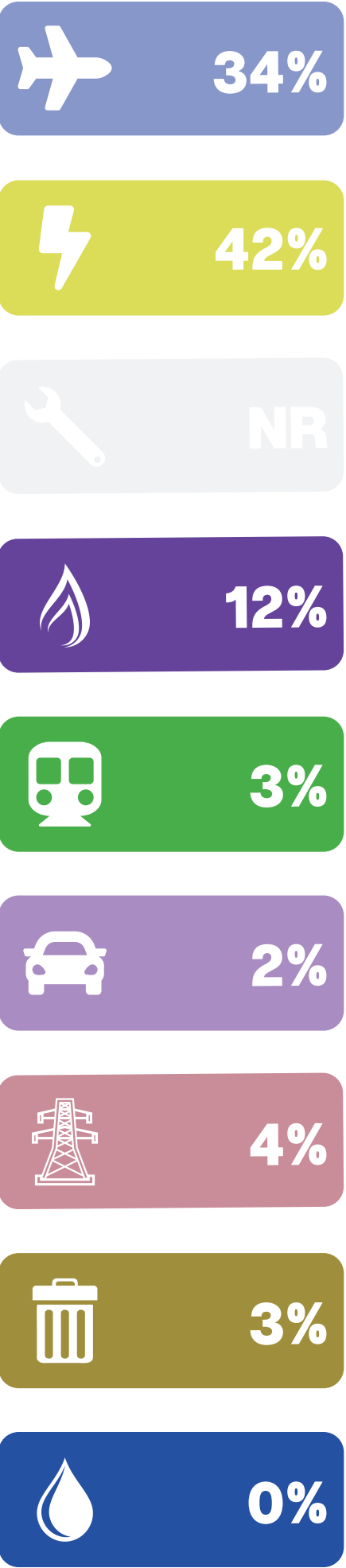
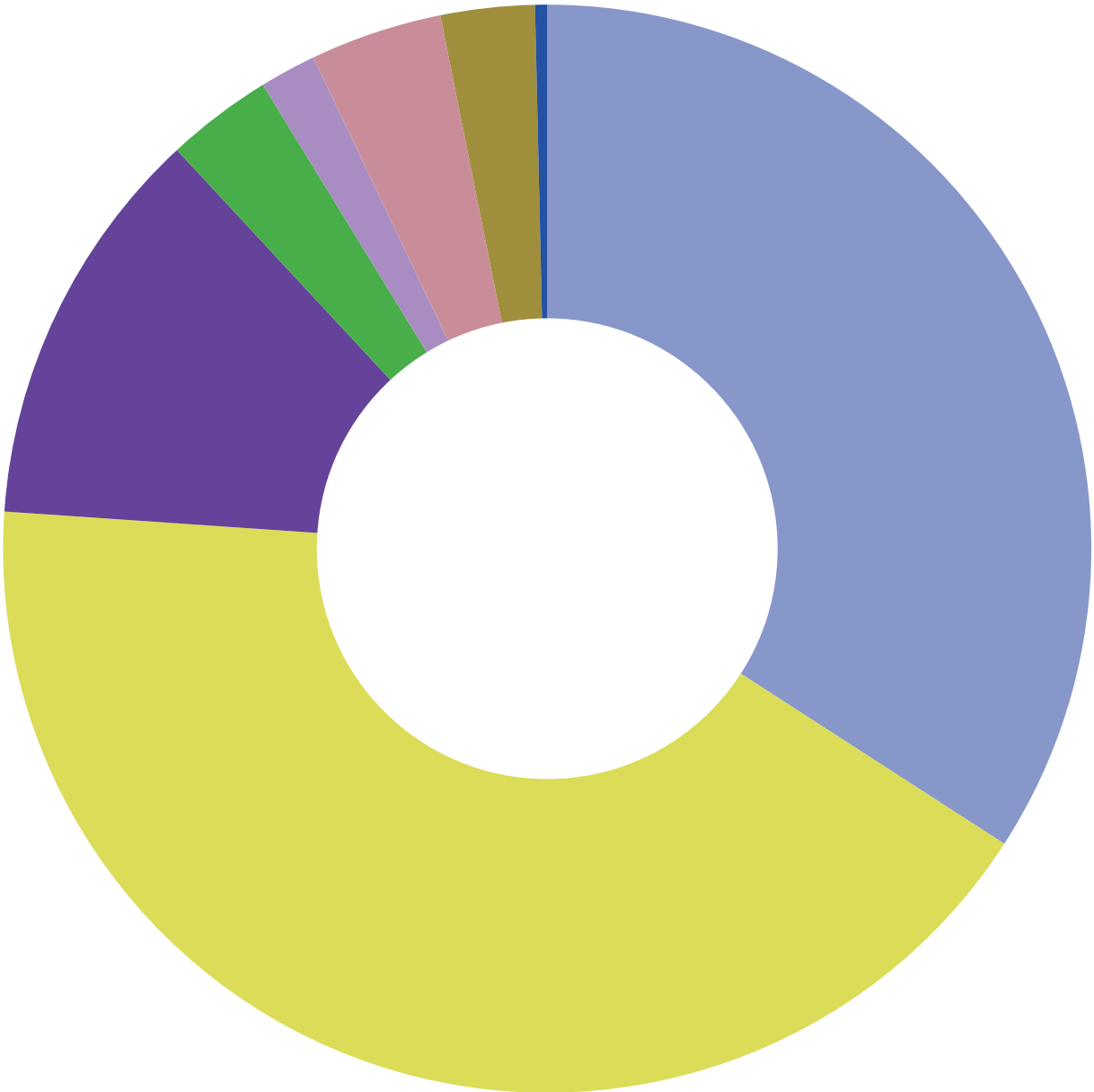
DLA Piper is a business law firm representing companies around the world, with more than 8,600 people in 33 countries and 81 offices throughout Africa, Asia Pacific, Europe, the Middle East, the US and Mexico. The firm is committed to reducing our environmental impact through a living sustainability strategy which will change and adapt as we respond to the demands and challenges of creating a more environmentally responsible business.



Data taken from the LSA Annual Report 2018. To find out more go to [legalsustainabilityalliance.com](https://legalsustainabilityalliance.com)

## Carbon Emission Sources (tCO<sub>2</sub>e)

Air		2582
Electricity		3175
Fugitives		
Onsite Combustion		908
Rail		239
Road		127
T&D Losses		297
Waste		211
Water		27



Emissions per employee (tCO<sub>2</sub>e)

1.23

Number of employees

2300

Floor Area (m<sup>2</sup>)

29325

Total Emissions (tCO<sub>2</sub>e):










2827

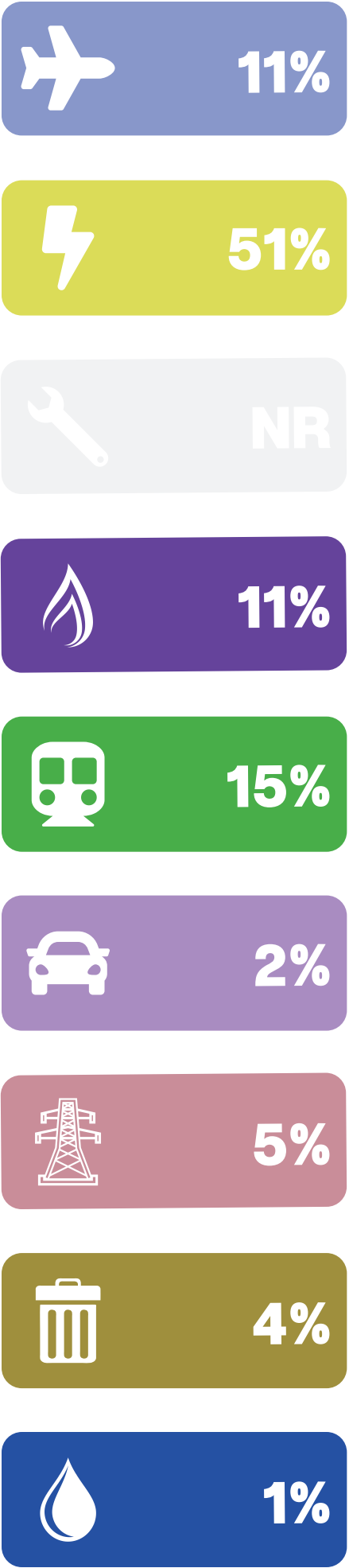
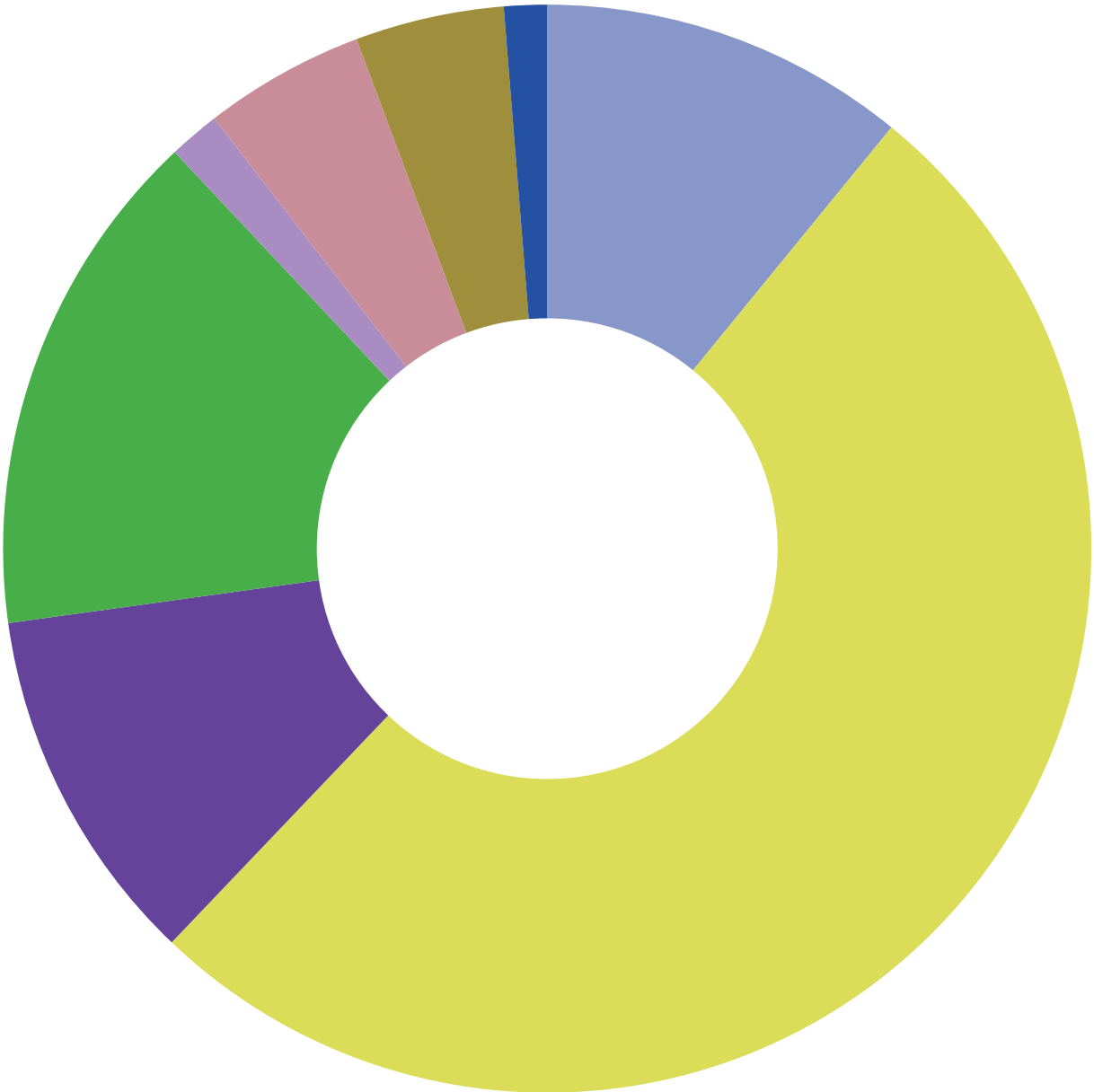
DWF is a global legal business with over 2700 people transforming legal services through its people for its clients. The firm connect on a global scale, sharing its knowledge and technical expertise to identify and anticipate challenges for clients within their sectors. It works with a range of FTSE 100 multinational household names to private individuals, from both the public and private sector.



Data taken from the LSA Annual Report 2018. To find out more go to [legalsustainabilityalliance.com](https://legalsustainabilityalliance.com)

Carbon Emission Sources (tCO<sub>2</sub>e)

Air		308
Electricity		1447
Fugitives		
Onsite Combustion		302
Rail		429
Road		43
T&D Losses		135
Waste		125
Water		36

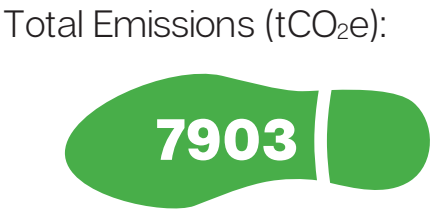


# Eversheds Sutherland

Emissions per employee (tCO<sub>2</sub>e) **3.04**










Number of employees **2601**

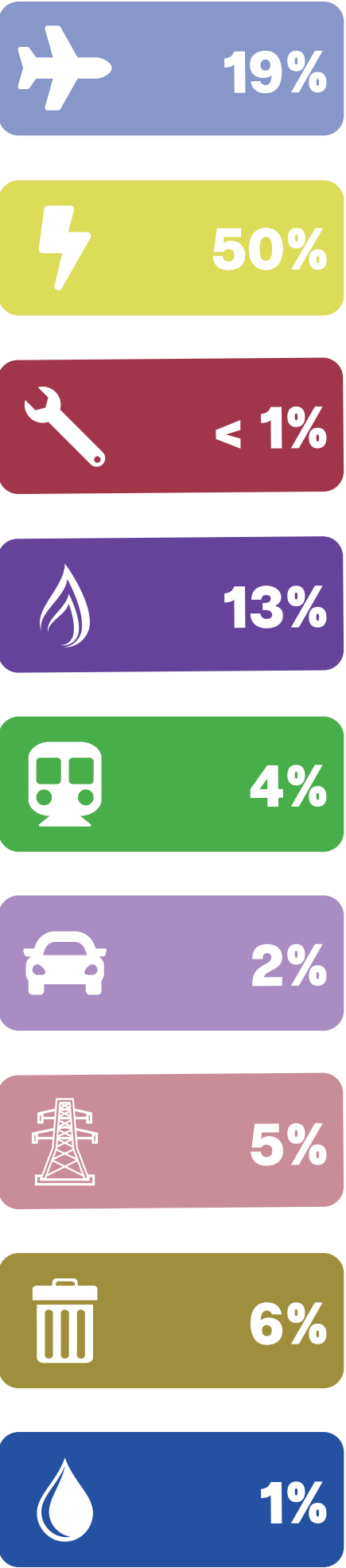
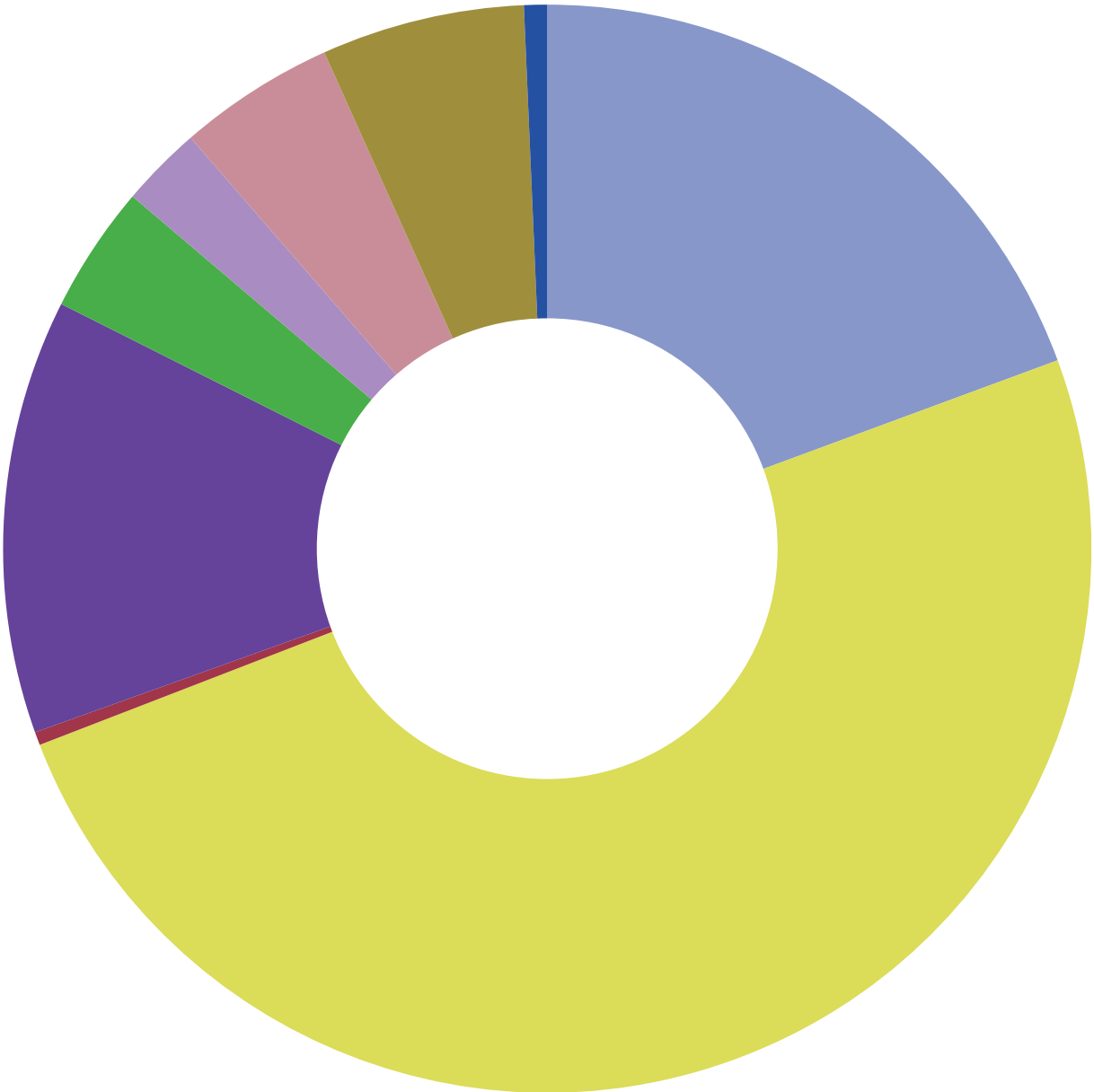
Floor Area (m<sup>2</sup>) **55377**



Eversheds Sutherland is one of the world's largest corporate law firms with 61 offices across Europe, the US, the Middle East, Asia and Africa. The firm provides services to the private and public sector business and finance community. Eversheds Sutherland combines local market knowledge and access with the specialisms, resources and international capability of one of the world's largest law firms.

## Carbon Emission Sources (tCO<sub>2</sub>e)

Air		1531
Electricity		3933
Fugitives		31
Onsite Combustion		1020
Rail		299
Road		191
T&D Losses		368
Waste		477
Water		54



# Fieldfisher

Emissions per employee (tCO <sub>2</sub> e)	1.24
Number of employees	799
Floor Area (m <sup>2</sup> )	10545

Fieldfisher is a multinational law firm headquartered in London. It has approximately 400 lawyers across offices in Birmingham, Manchester, Amsterdam, Beijing, Brussels, Dusseldorf, Hamburg, Milan, Munich, Palo Alto, Paris, Rome, Turin and Venice. The firm practices in sectors including real estate, energy, financial services, government & public services, hotels & leisure, life sciences, media, telecoms and technology.



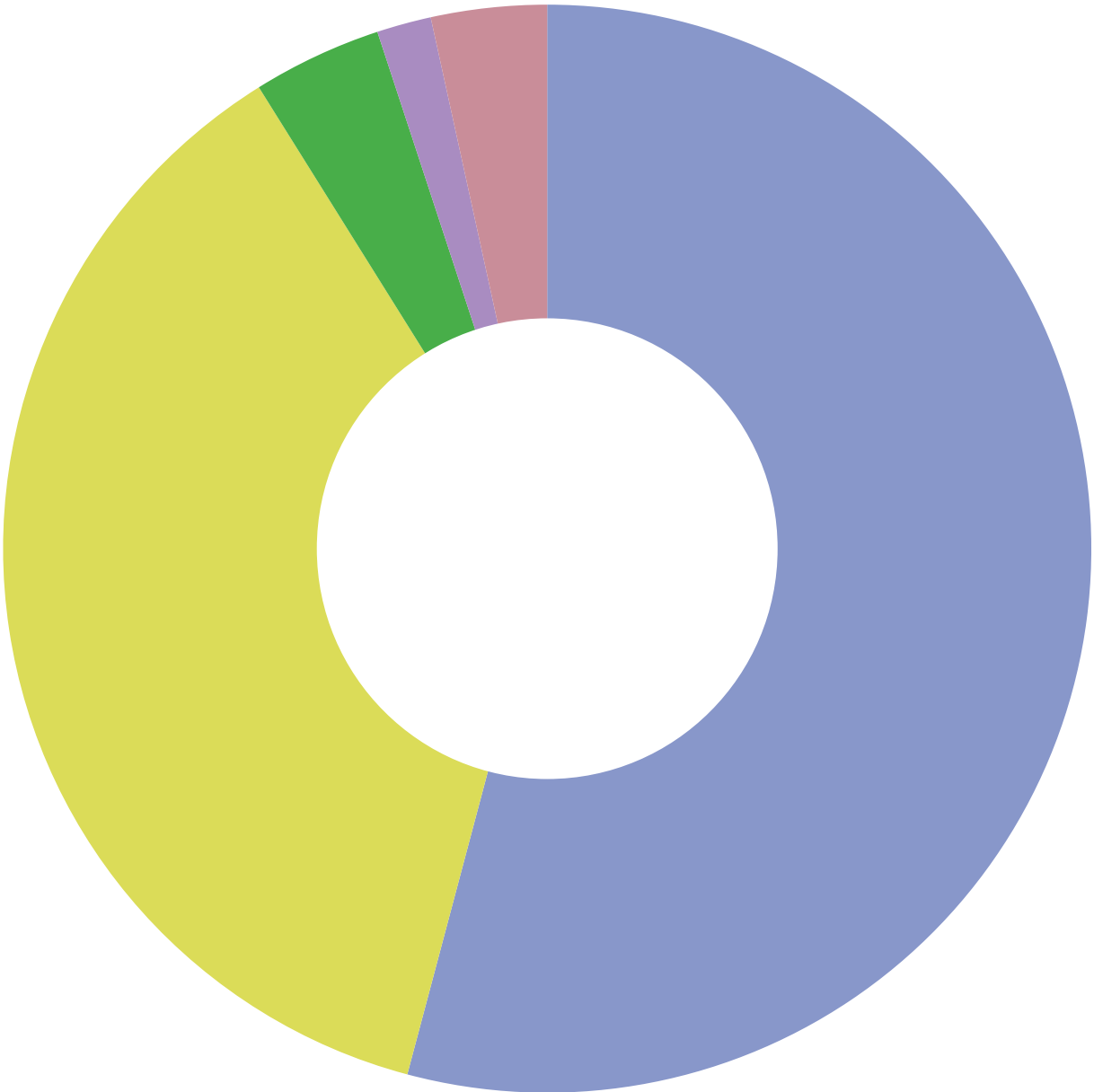
Data taken from the LSA  
Annual Report 2018.  
To find out more go to  
[legalsustainabilityalliance.com](https://legalsustainabilityalliance.com)

Total Emissions (tCO<sub>2</sub>e):



## Carbon Emission Sources (tCO<sub>2</sub>e)

Air		536
Electricity		366
Fugitives		
Onsite Combustion		
Rail		38
Road		16
T&D Losses		34
Waste		
Water		



	54%
	37%
	NR
	NR
	4%
	2%
	3%
	NR
	NR

Emissions per employee (tCO<sub>2</sub>e) **2.61**

Number of employees **879**

Floor Area (m<sup>2</sup>) **14049**

Total Emissions (tCO<sub>2</sub>e):










**2295**

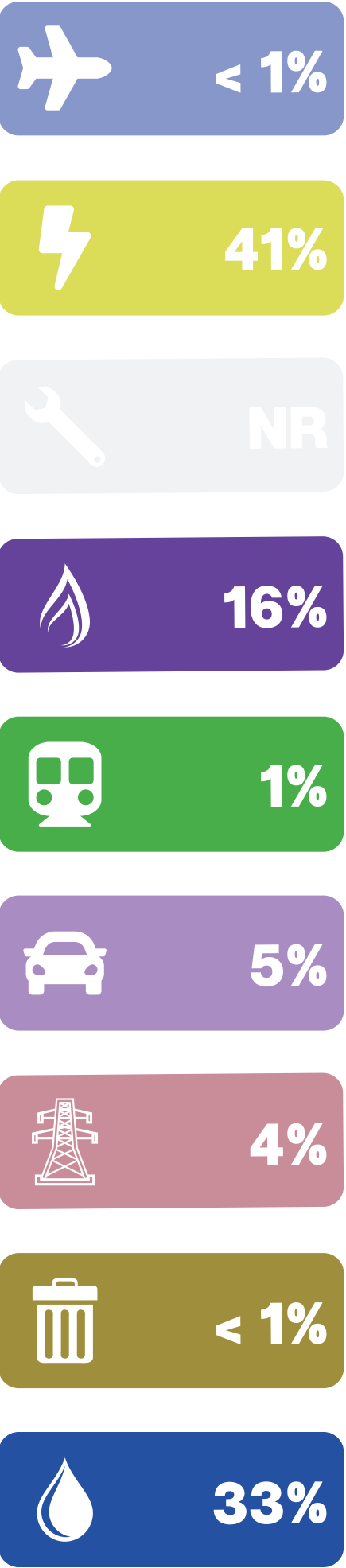
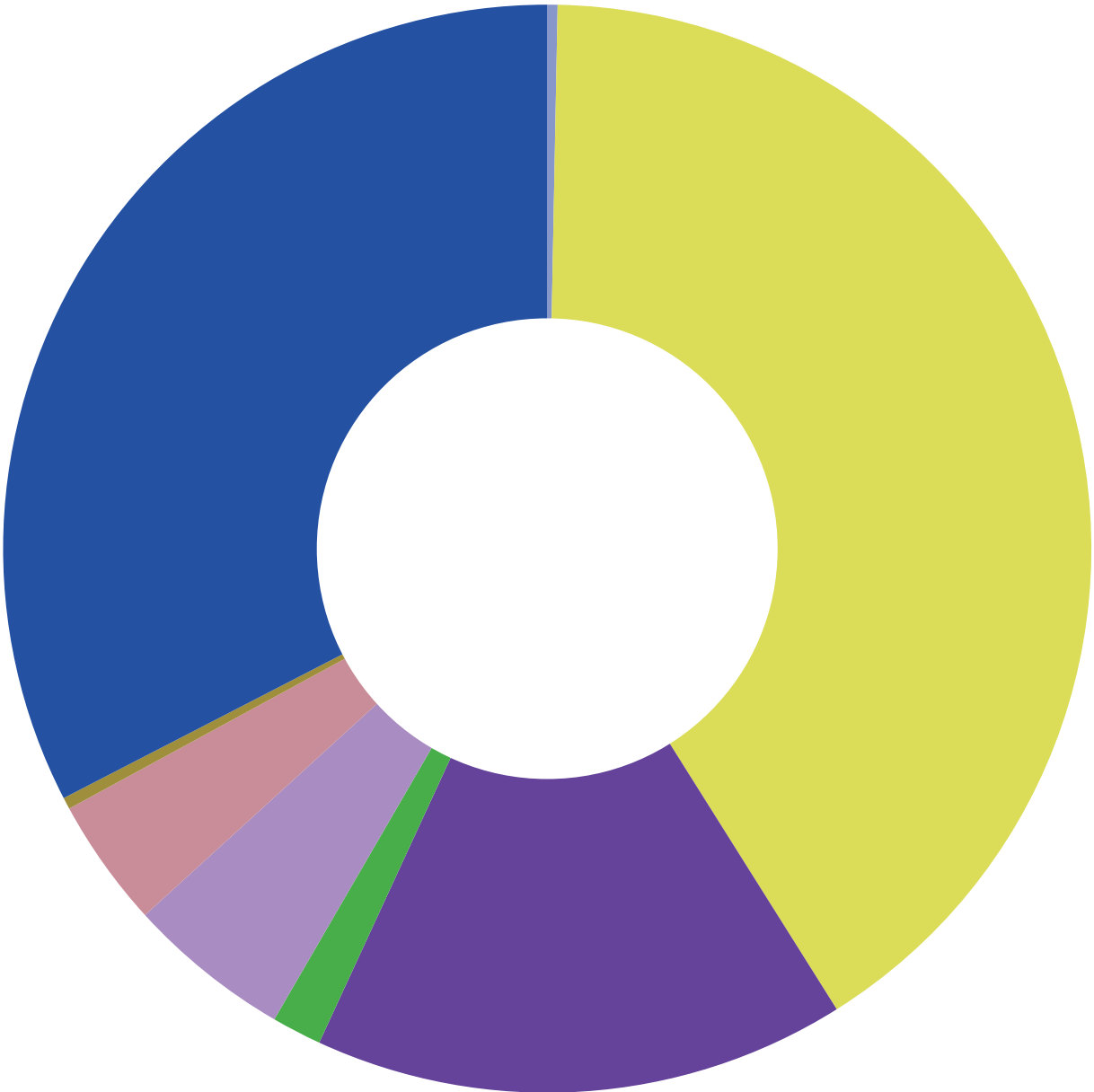
The Freeths Group is one of the UK's leading regional law practices, offering services to both the commercial and private client across the entire legal spectrum. The firm operates from 11 offices across the UK and a wide range of clients, many with strong international connections. It has 130 partners and over 750 members of staff in total.



Data taken from the LSA Annual Report 2018. To find out more go to [legalsustainabilityalliance.com](https://legalsustainabilityalliance.com)

### Carbon Emission Sources (tCO<sub>2</sub>e)

Air		<b>7</b>
Electricity		<b>936</b>
Fugitives		
Onsite Combustion		<b>363</b>
Rail		<b>34</b>
Road		<b>112</b>
T&D Losses		<b>88</b>
Waste		<b>8</b>
Water		<b>748</b>





# Gowling WLG

Emissions per employee (tCO <sub>2</sub> e)	4.99
Number of employees	1076
Floor Area (m <sup>2</sup> )	20810

Total Emissions (tCO<sub>2</sub>e):



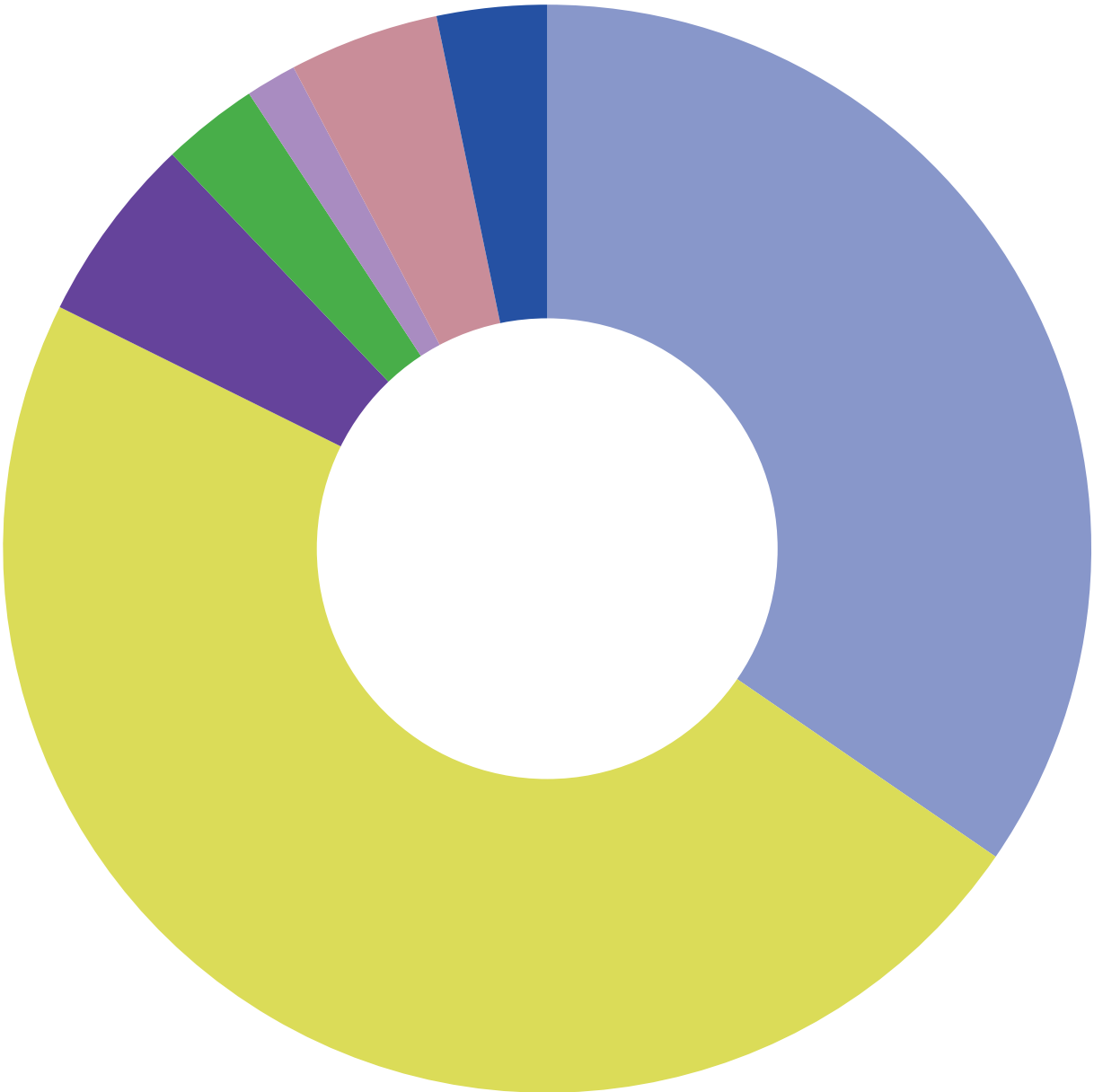
Gowling WLG is an international law firm with 1400+ legal professionals in 18 cities. Gowling WLG (UK) comprises two offices, based in Birmingham and London, and is certified to ISO 50001 which provides a detailed framework for reducing energy use. Current efforts are focussed on its buildings—the firm has a target to reduce building energy by 20% by 2020 against a 2015/16 baseline. This supports the firm's new and published PLANET+ goal of zero carbon by 2030 and vision to be a leader in environmental sustainability.



Data taken from the LSA Annual Report 2018. To find out more go to [legalsustainabilityalliance.com](https://legalsustainabilityalliance.com)

## Carbon Emission Sources (tCO<sub>2</sub>e)

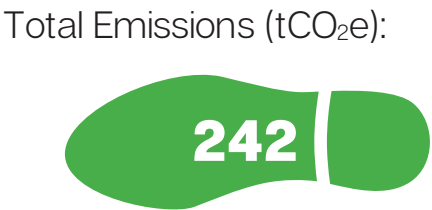
Air		1855
Electricity		2561
Fugitives		
Onsite Combustion		299
Rail		154
Road		81
T&D Losses		239
Waste		
Water		175



	35%
	48%
	NR
	6%
	3%
	2%
	4%
	NR
	3%

# Harper Macleod

Emissions per employee (tCO <sub>2</sub> e)	0.70
Number of employees	347
Floor Area (m <sup>2</sup> )	3450












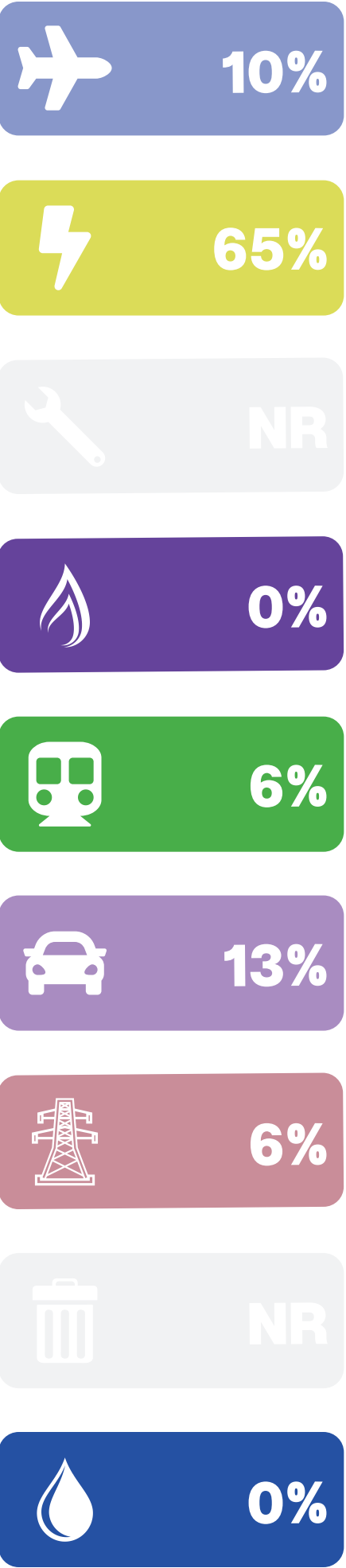
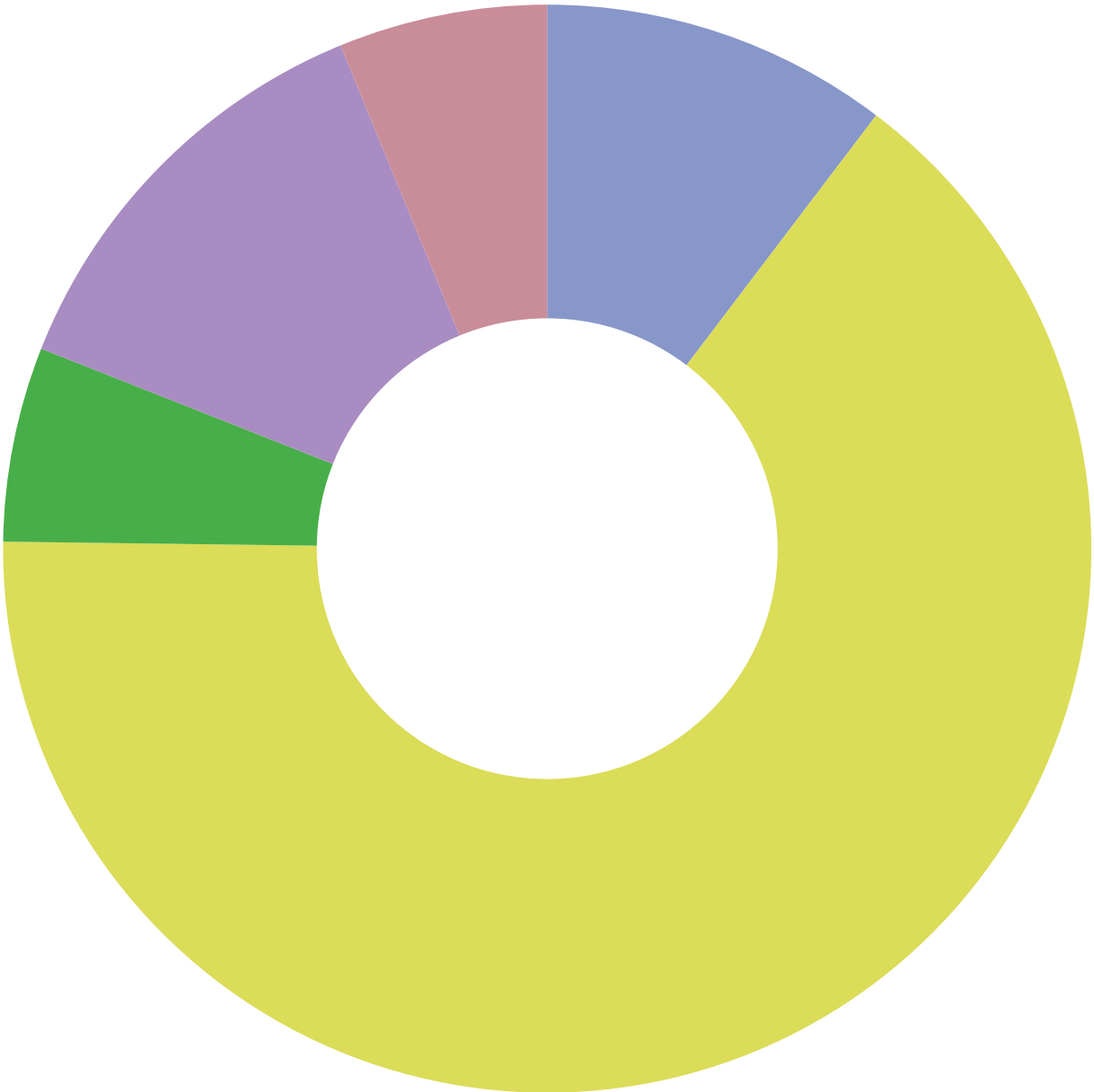
Harper Macleod LLP is a dynamic law firm, which has grown to become the 4th largest in Scotland. It has a complement 65 Partners, and a headcount of 347 with offices in Glasgow, Edinburgh, Inverness, Thurso and Lerwick. It is a Scottish domiciled firm and is principally focused on serving its clients both in the Scottish market and throughout the UK but, through its network of trusted contacts, is able to assist with and manage matters throughout the world.



Data taken from the LSA Annual Report 2018.  
To find out more go to [legalsustainabilityalliance.com](https://legalsustainabilityalliance.com)

## Carbon Emission Sources (tCO<sub>2</sub>e)

Air		25
Electricity		157
Fugitives		
Onsite Combustion		0
Rail		14
Road		31
T&D Losses		15
Waste		
Water		0



# Herbert Smith Freehills

Emissions per employee (tCO <sub>2</sub> e)	4.02
Number of employees	1951
Floor Area (m <sup>2</sup> )	35490

Total Emissions (tCO<sub>2</sub>e):



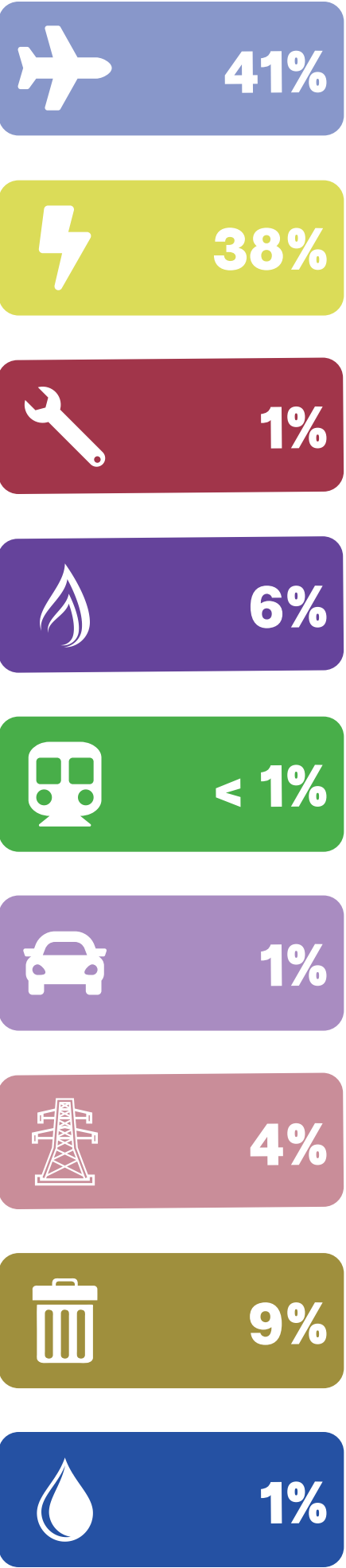
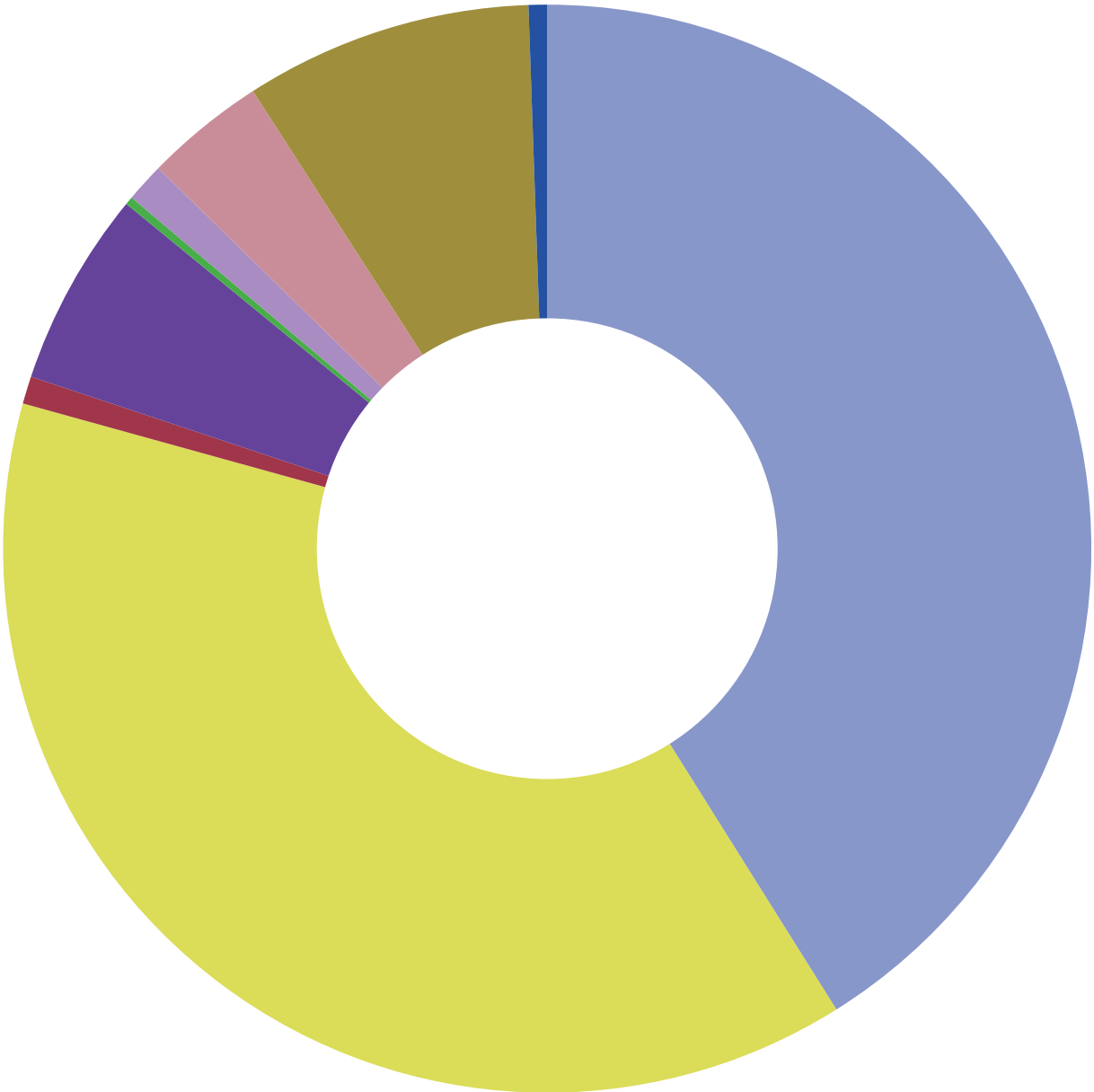
Herbert Smith Freehills is an international law firm with over 2,800 lawyers and a network of 26 offices in the Asia Pacific, Europe, the Middle East, the U.S and Africa. The firm is committed to reducing its environmental impact and has set challenging reduction targets for its carbon footprint, energy use and paper consumption. It has won several awards for its recycling, waste and energy management practices.



Data taken from the LSA Annual Report 2018. To find out more go to [legalsustainabilityalliance.com](https://legalsustainabilityalliance.com)

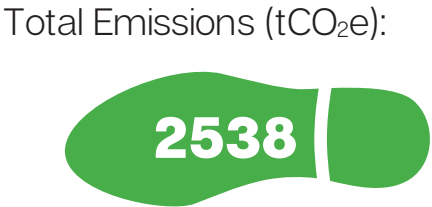
## Carbon Emission Sources (tCO<sub>2</sub>e)

Air		3226
Electricity		3001
Fugitives		64
Onsite Combustion		456
Rail		19
Road		91
T&D Losses		281
Waste		671
Water		43












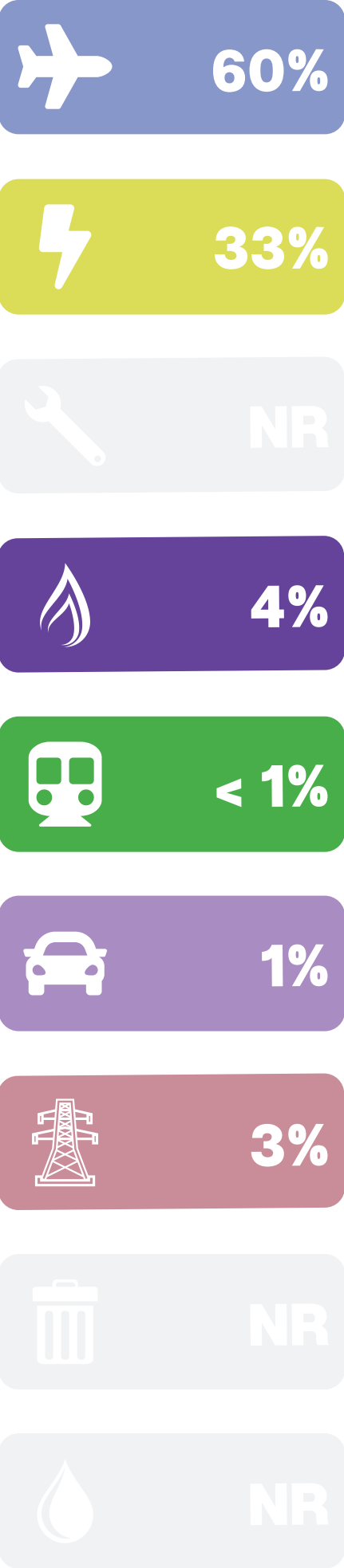
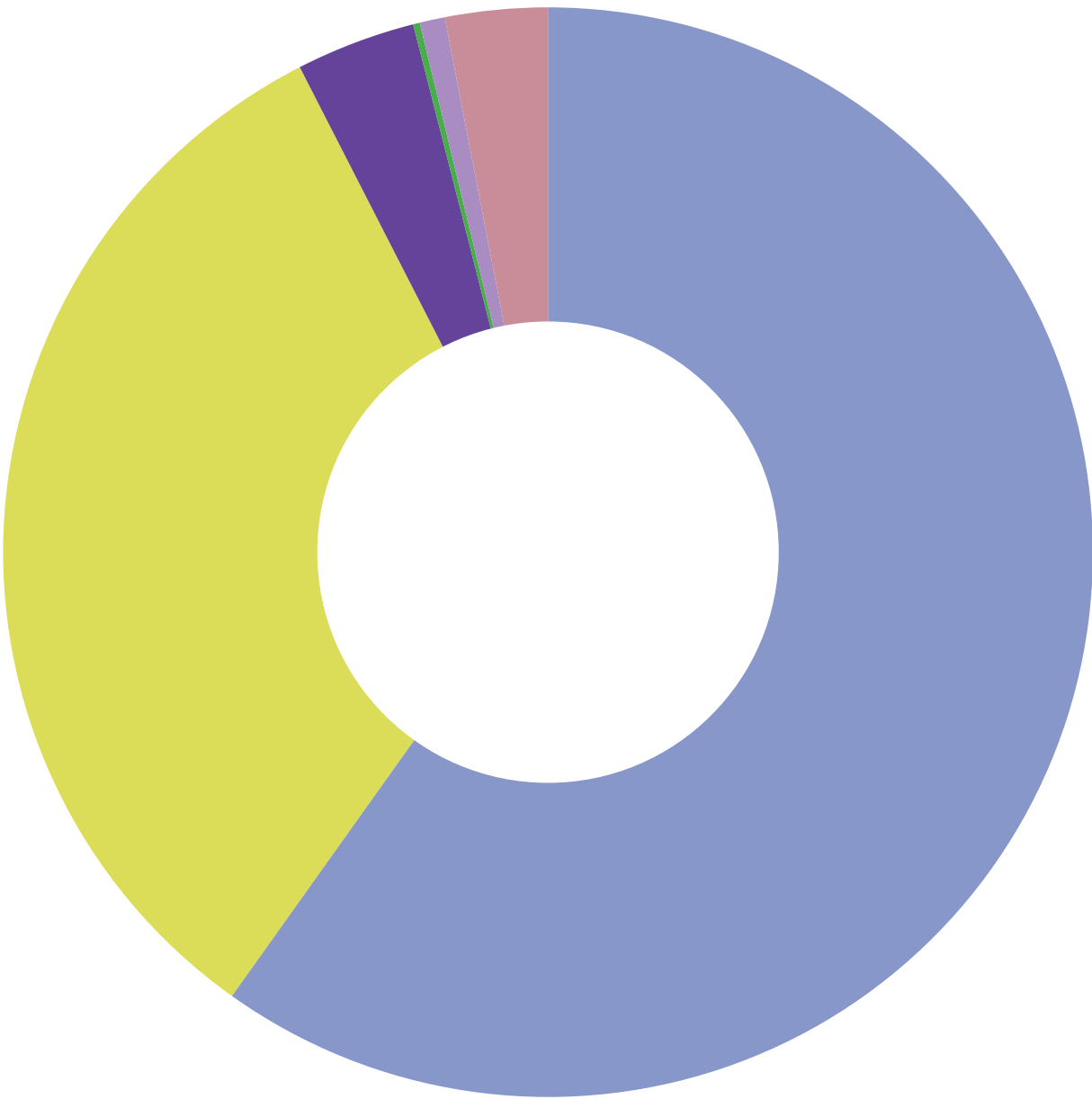
Emissions per employee (tCO <sub>2</sub> e)	5.81
Number of employees	437
Floor Area (m²)	8129

HFW has over 500 lawyers working across the Americas, Europe, the Middle East, Asia and Australia. The firm takes a progressive approach to its role in commercial business—thinking creatively and pragmatically to support its clients. Whether solving complex issues within the construction, aviation or shipping industries, or providing advice across insurance, commodities and energy, HSF’s specialist lawyers add value to clients.



Carbon Emission Sources (tCO<sub>2</sub>e)

Air		1519
Electricity		828
Fugitives		
Onsite Combustion		90
Rail		5
Road		19
T&D Losses		77
Waste		
Water		












# Higgs & Sons

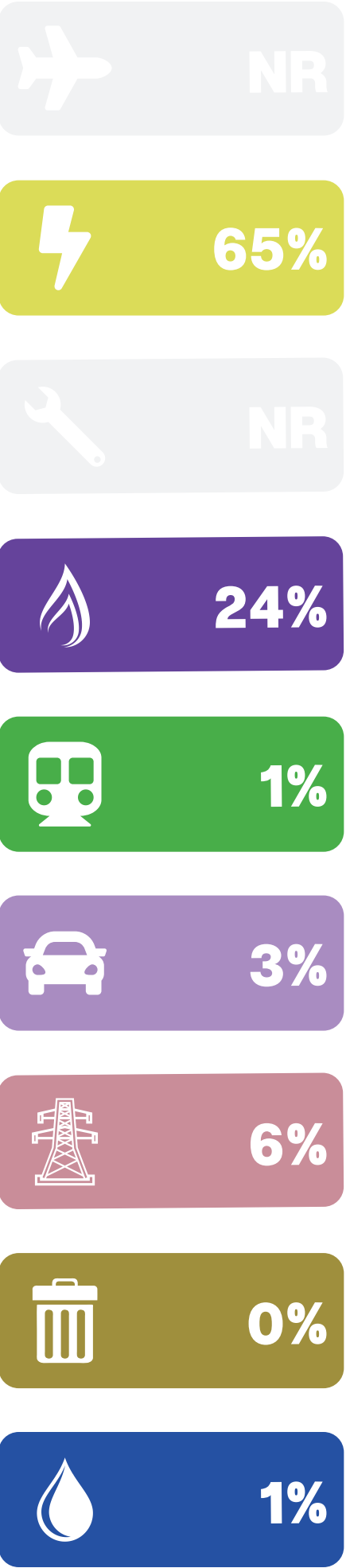
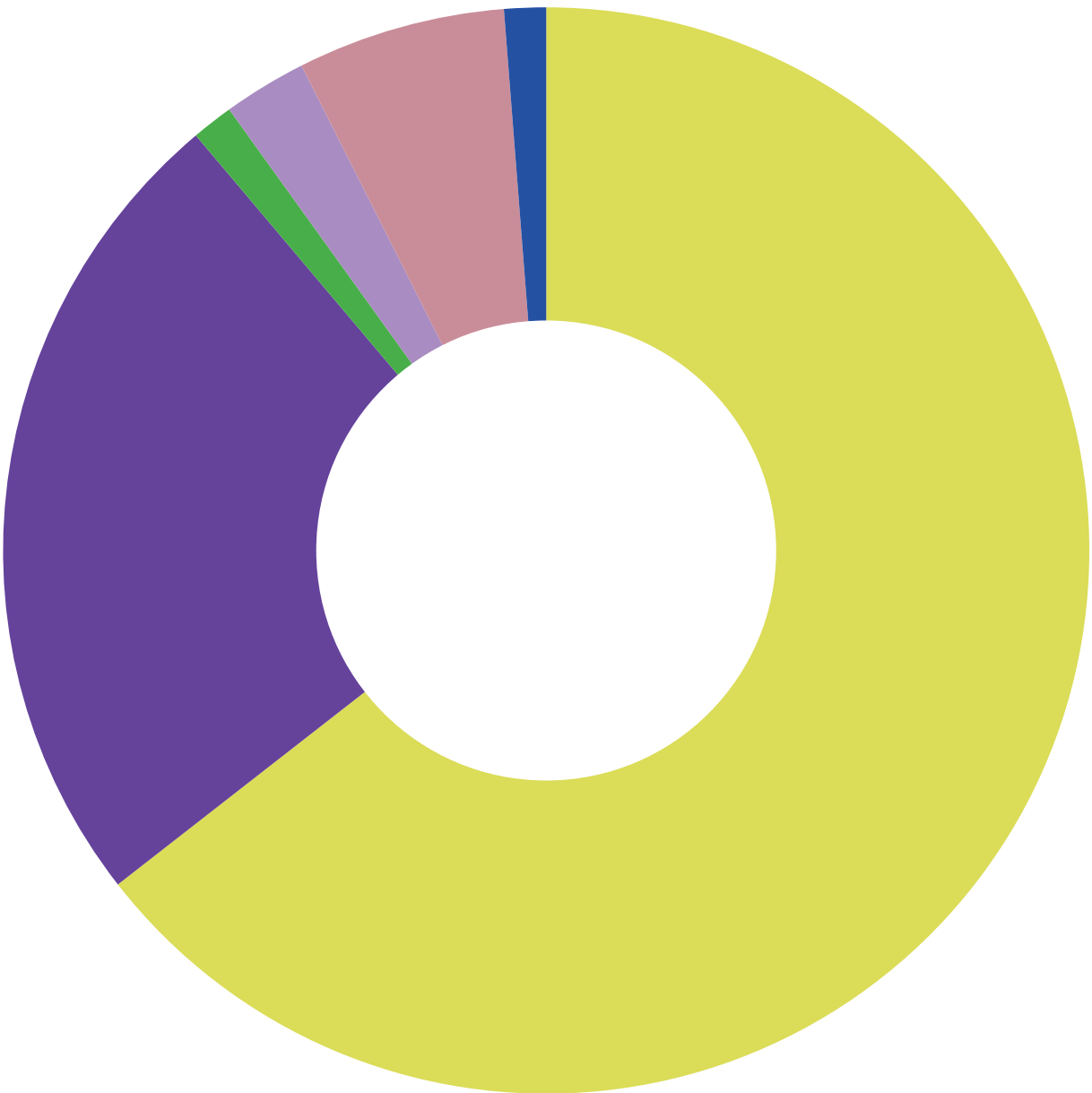
Emissions per employee (tCO <sub>2</sub> e)	1.09
Number of employees	222
Floor Area (m <sup>2</sup> )	12842



Higgs & Sons is one of the largest firms in the West Midlands with 32 partners and 180 staff. It offers a broad range of services including private client, residential property, commercial property, corporate and commercial, insolvency, dispute resolution, employment, family, personal injury and negligence.

## Carbon Emission Sources (tCO<sub>2</sub>e)

Air		
Electricity		156
Fugitives		
Onsite Combustion		59
Rail		3
Road		6
T&D Losses		15
Waste		0
Water		3



Data taken from the LSA  
Annual Report 2018.  
To find out more go to  
[legalsustainabilityalliance.com](https://legalsustainabilityalliance.com)

# Hogan Lovells

Emissions per employee (tCO <sub>2</sub> e)	5.82
Number of employees	1464
Floor Area (m <sup>2</sup> )	32812

Total Emissions (tCO<sub>2</sub>e):












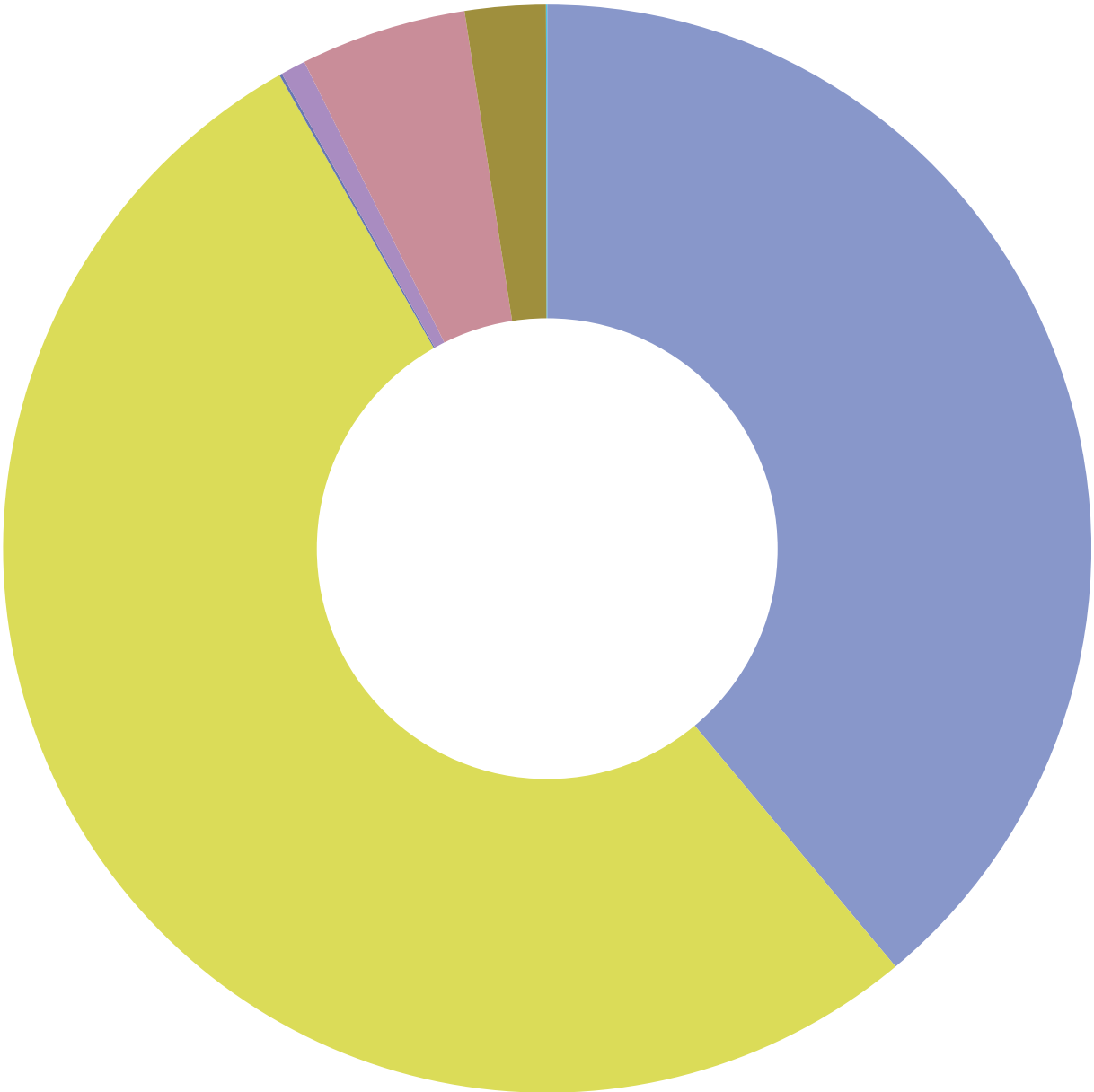
Hogan Lovells is an international law firm with over 2500 lawyers operating out of more than 40 offices in Africa, Asia, Europe, Latin America, the Middle East and United States. The firm has always been committed to being a leader in sustainability within the Legal Sector and is constantly striving for best practice in the geographies that it operates. The firm has an Environmental Action Plan within its London portfolio based on the core principles of Partnership, Transparency and Using Less.












Data taken from the LSA Annual Report 2018. To find out more go to [legalsustainabilityalliance.com](https://legalsustainabilityalliance.com)

## Carbon Emission Sources (tCO<sub>2</sub>e)

Air		3320
Electricity		4507
Fugitives		
Onsite Combustion		
Rail		7
Road		63
T&D Losses		421
Waste		204
Water		3



	39%
	53%
	NR
	NR
	< 1%
	1%
	5%
	2%
	< 1%

# Horwich Farrelly










Emissions per employee (tCO <sub>2</sub> e)	0.45
Number of employees	720
Floor Area (m <sup>2</sup> )	80657

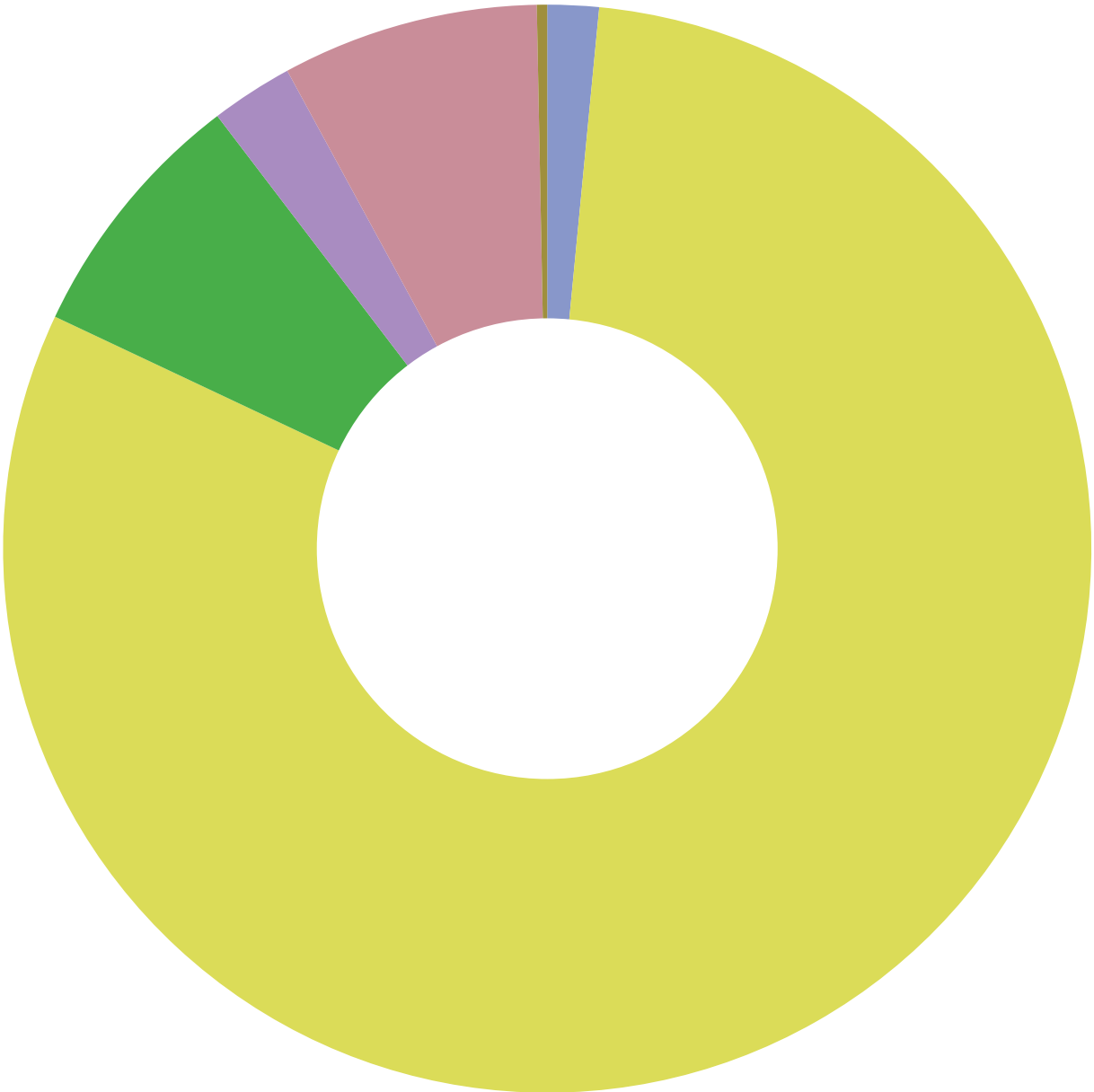
Total Emissions (tCO<sub>2</sub>e):












Originally established in 1969, Horwich Farrelly has grown to become one of the leading providers of legal and handling services to the UK general insurance claims sector.

## Carbon Emission Sources (tCO<sub>2</sub>e)

Air		5
Electricity		264
Fugitives		
Onsite Combustion		
Rail		25
Road		8
T&D Losses		25
Waste		1
Water		



	2%
	81%
	NR
	NR
	8%
	2%
	8%
	< 1%
	NR



Data taken from the LSA Annual Report 2018. To find out more go to [legalsustainabilityalliance.com](https://legalsustainabilityalliance.com)



# Ince & Co

Emissions per employee (tCO <sub>2</sub> e)	4.43
Number of employees	311
Floor Area (m <sup>2</sup> )	3251

Ince & Co is an International commercial law firm. The majority of the firm's work is office based in four global sectors: Transport, Trade, Insurance, Energy & Infrastructure.



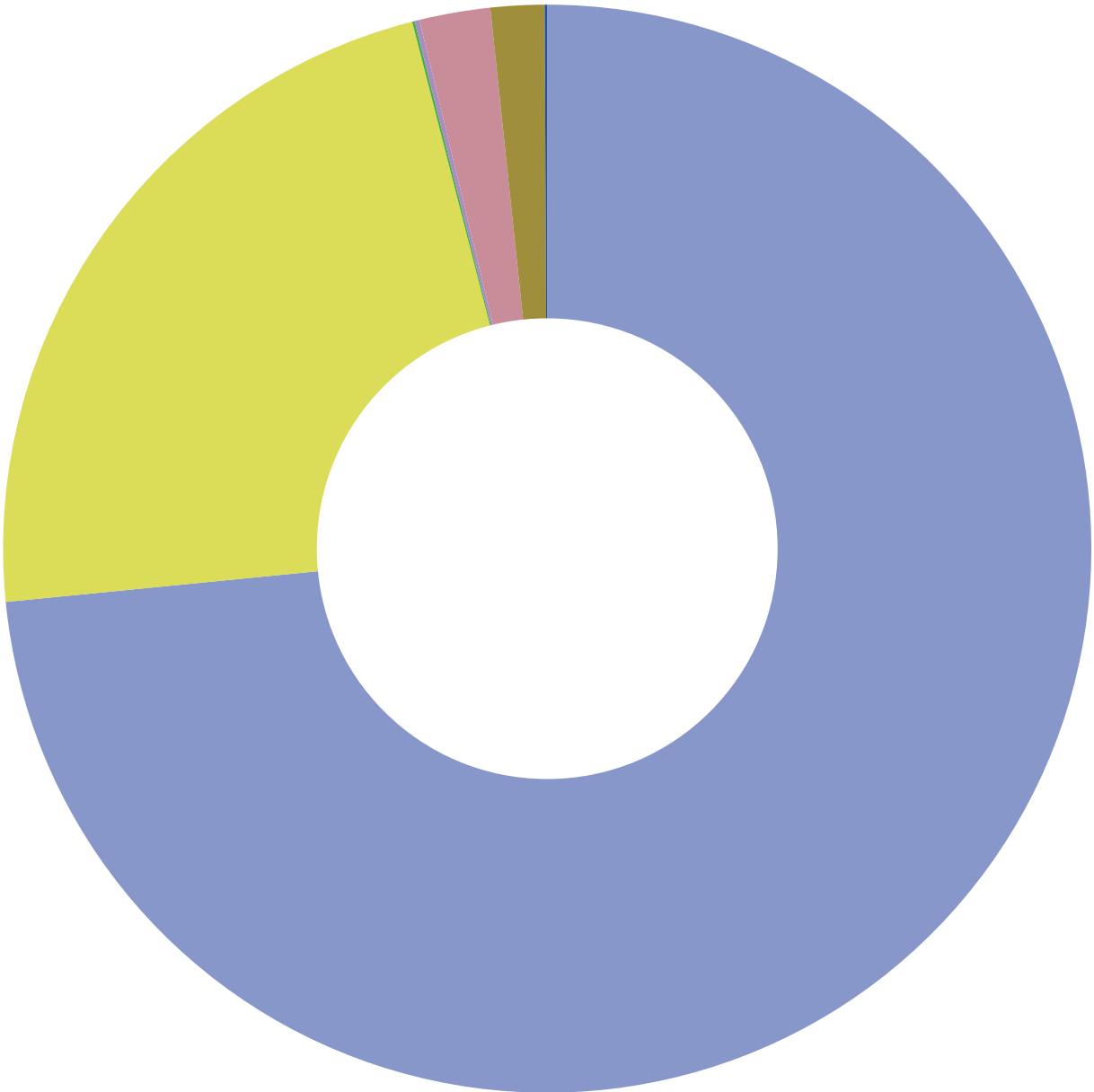
Data taken from the LSA Annual Report 2018.  
To find out more go to [legalsustainabilityalliance.com](https://legalsustainabilityalliance.com)

Total Emissions (tCO<sub>2</sub>e):



## Carbon Emission Sources (tCO<sub>2</sub>e)

Air		1012
Electricity		311
Fugitives		
Onsite Combustion		
Rail		1
Road		2
T&D Losses		29
Waste		22
Water		1



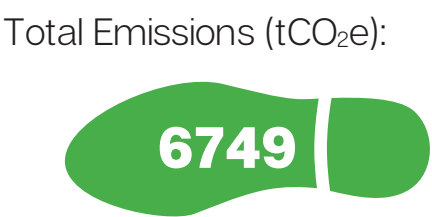
	73%
	23%
	NR
	NR
	< 1%
	< 1%
	2%
	2%
	< 1%

# Irwin Mitchell

Emissions per employee (tCO<sub>2</sub>e) **2.12**










Number of employees **3184**

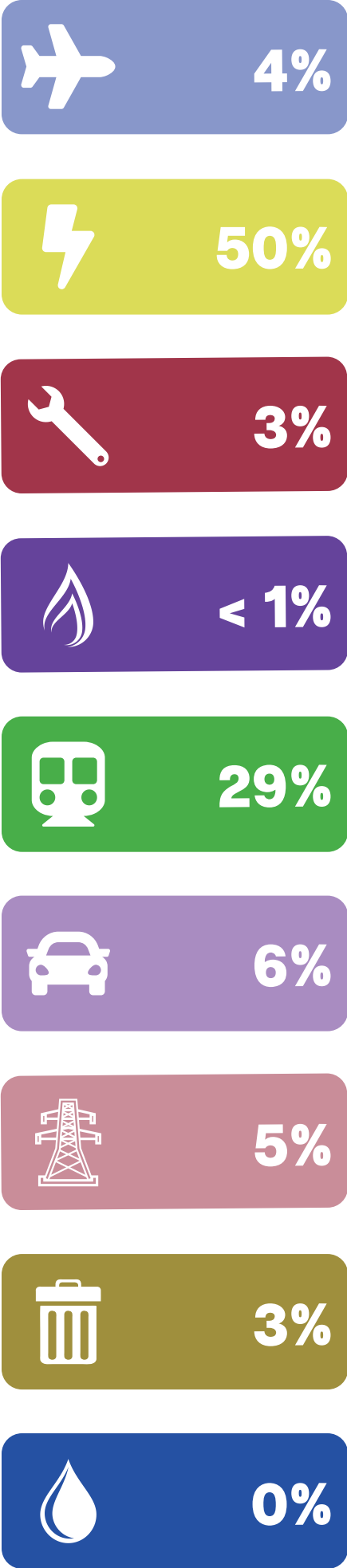
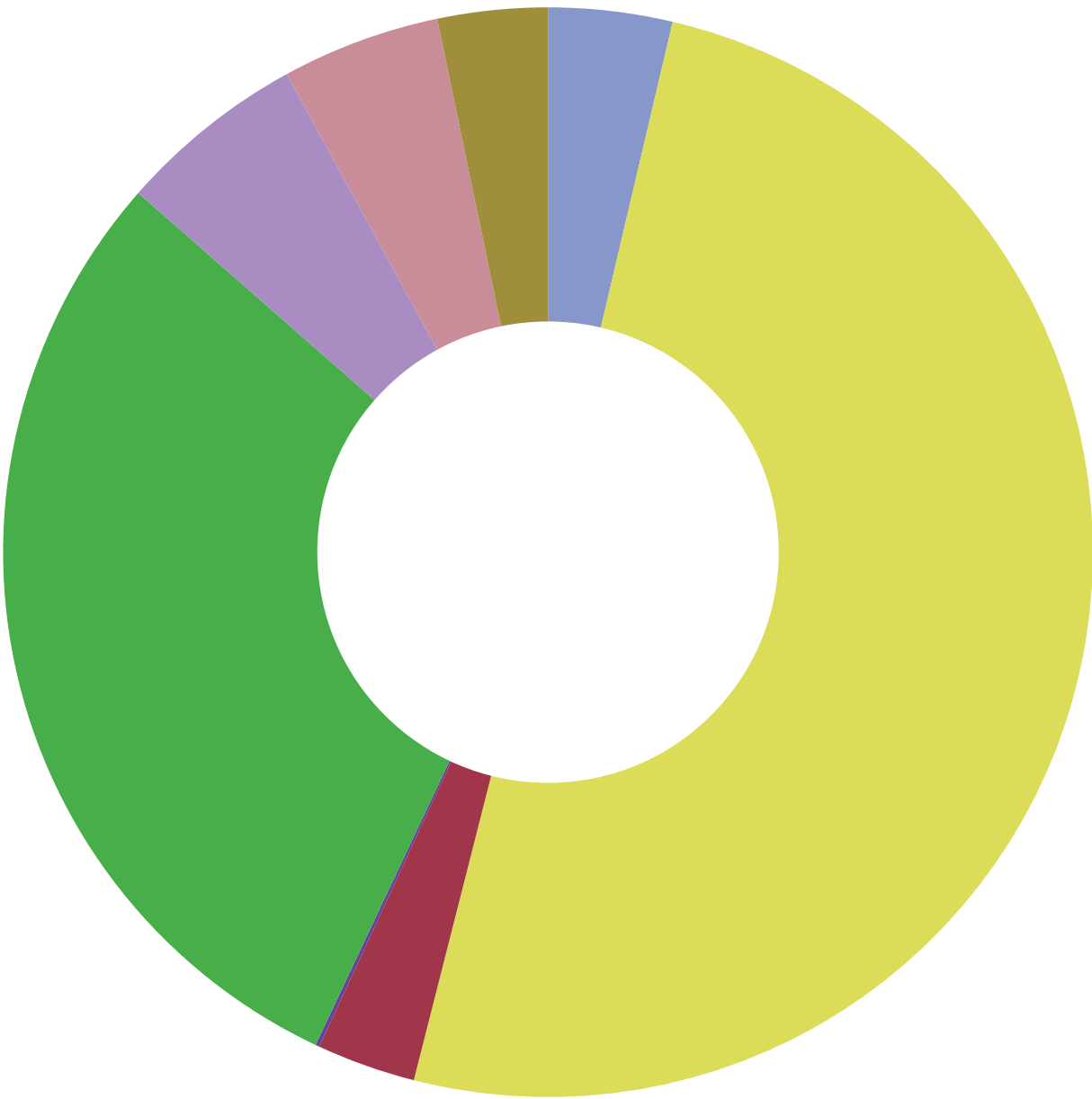
Floor Area (m<sup>2</sup>) **34261**



Irwin Mitchell is one of the UK’s largest full service law firm providing a divers range of legal services to business and private individuals. Nationally acclaimed for its expertise in complex and high value personally injury and family law cases, it enjoys a growing reputation as one of a few law firms to provide a diverse range of legal services to businesses and private individuals.

## Carbon Emission Sources (tCO<sub>2</sub>e)

Air		248
Electricity		3394
Fugitives		198
Onsite Combustion		8
Rail		1987
Road		377
T&D Losses		317
Waste		220
Water		0



# Kennedys

Emissions per employee (tCO<sub>2</sub>e) **0.82**

Number of employees **1853**

Floor Area (m<sup>2</sup>) **13151**

Kennedys is a growing international law firm with expertise in litigation and dispute resolution, particularly in the insurance/reinsurance and liability industries. The firm has some of the most respected legal minds in their fields handling both contentious and non-contentious legal services for many industries including: Insurance and reinsurance, healthcare, construction, transport, maritime and international trade, rail and aviation.



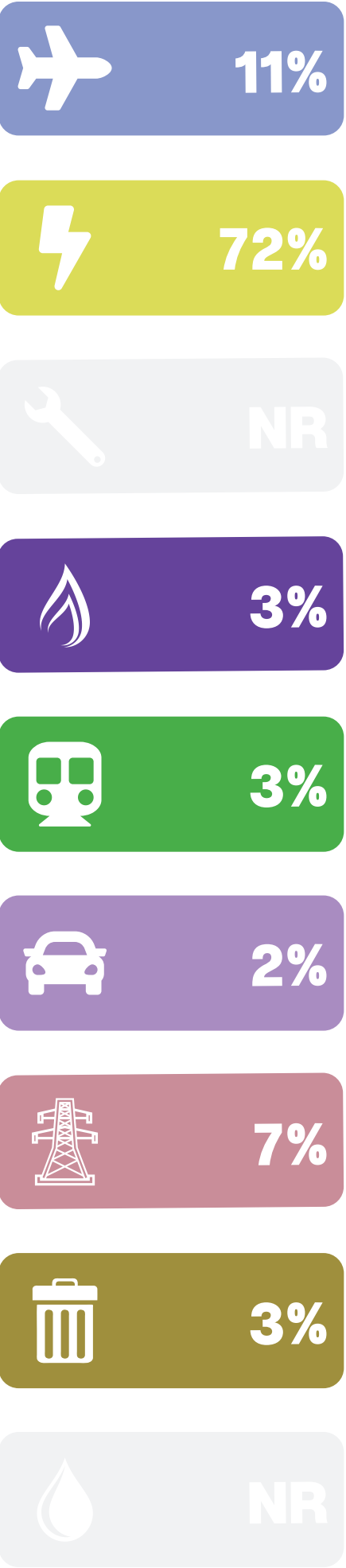
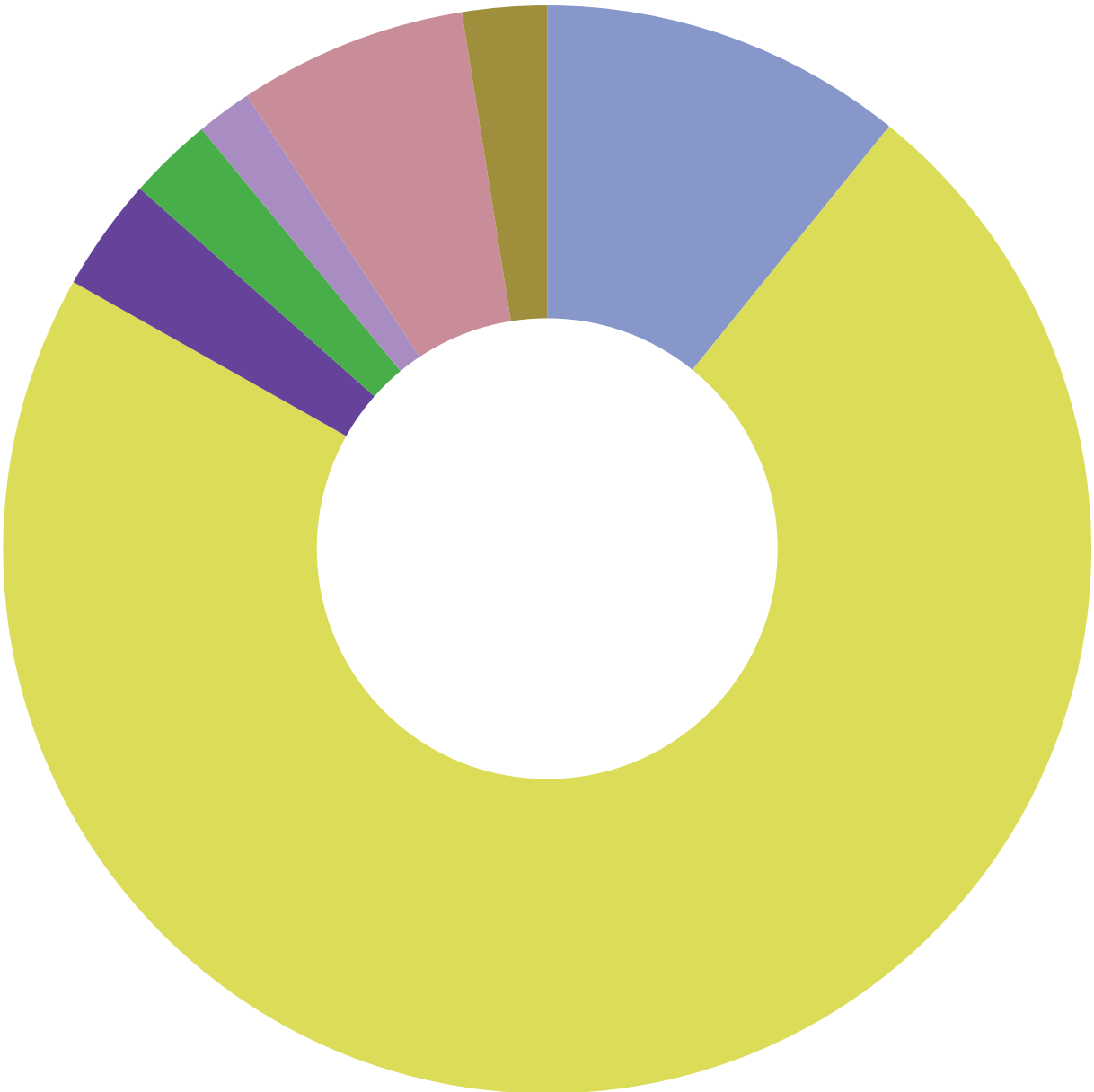
Data taken from the LSA Annual Report 2018.  
To find out more go to [legalsustainabilityalliance.com](https://legalsustainabilityalliance.com)

Total Emissions (tCO<sub>2</sub>e):



## Carbon Emission Sources (tCO<sub>2</sub>e)

Air		164
Electricity		1097
Fugitives		
Onsite Combustion		51
Rail		38
Road		25
T&D Losses		103
Waste		38
Water		



# Lanyon Bowdler

Emissions per employee (tCO <sub>2</sub> e)	0.65
Number of employees	229
Floor Area (m <sup>2</sup> )	2664

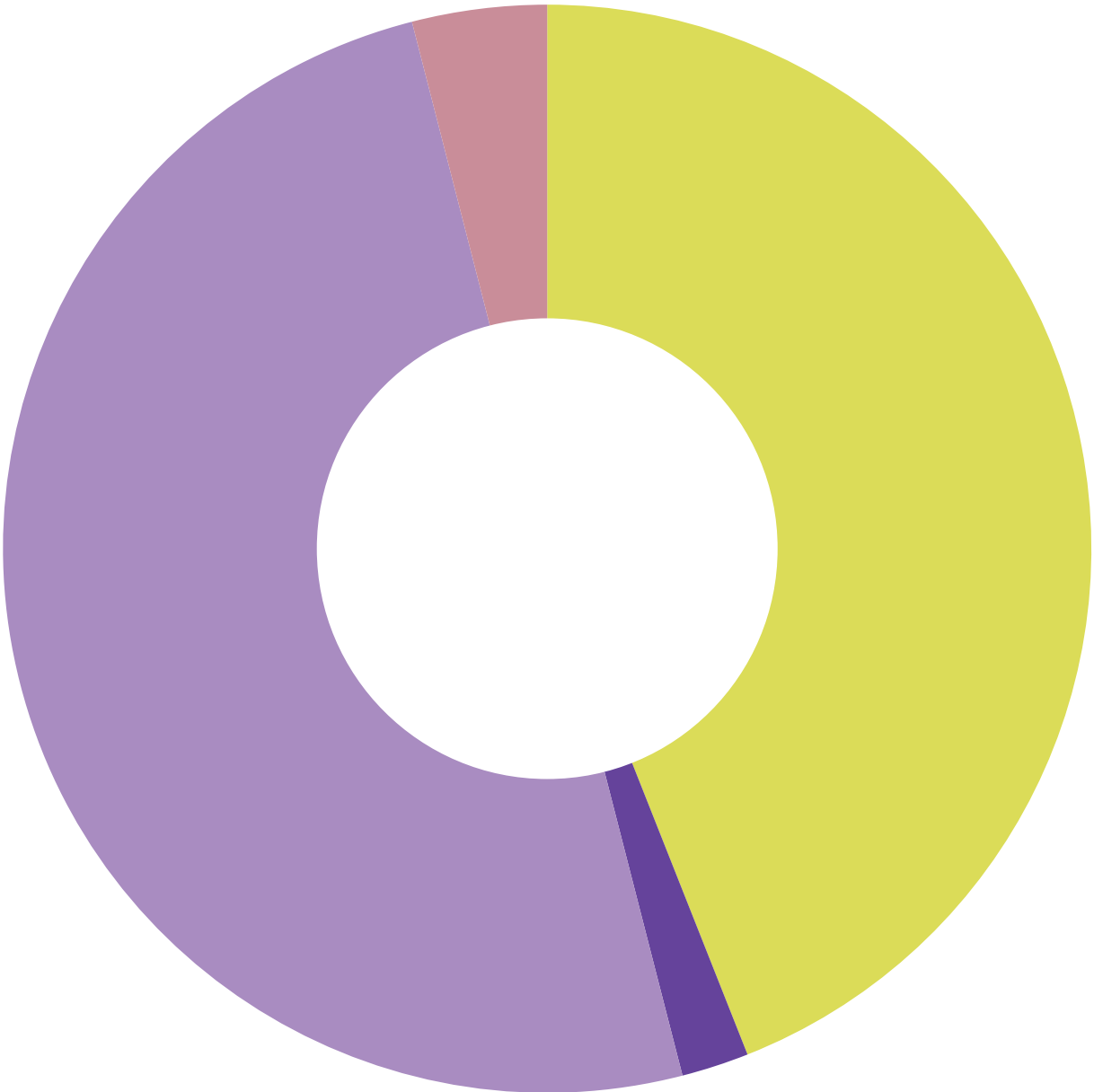
Total Emissions (tCO<sub>2</sub>e):



Lanyon Bowdler is one of the most recognised firms of solicitors in Shropshire & Herefordshire, and synonymous with excellence. The firm now has offices in Shrewsbury, Bromyard, Hereford, Ludlow, Oswestry and Telford and is ideally situated to meet the needs of the surrounding towns, villages and rural communities, including in the neighbouring counties of Gloucestershire, Worcestershire, Staffordshire, Cheshire and Powys, as well as in Mid & North Wales.

## Carbon Emission Sources (tCO<sub>2</sub>e)

Air		
Electricity		66
Fugitives		
Onsite Combustion		3
Rail		0
Road		75
T&D Losses		6
Waste		
Water		0



	NR
	44%
	NR
	2%
	0%
	50%
	4%
	NR
	0%



Data taken from the LSA Annual Report 2018. To find out more go to [legalsustainabilityalliance.com](https://legalsustainabilityalliance.com)

# Linklaters

Emissions per employee (tCO<sub>2</sub>e) **4.37**

Number of employees **2906**

Floor Area (m<sup>2</sup>) **66683**

Total Emissions (tCO<sub>2</sub>e):












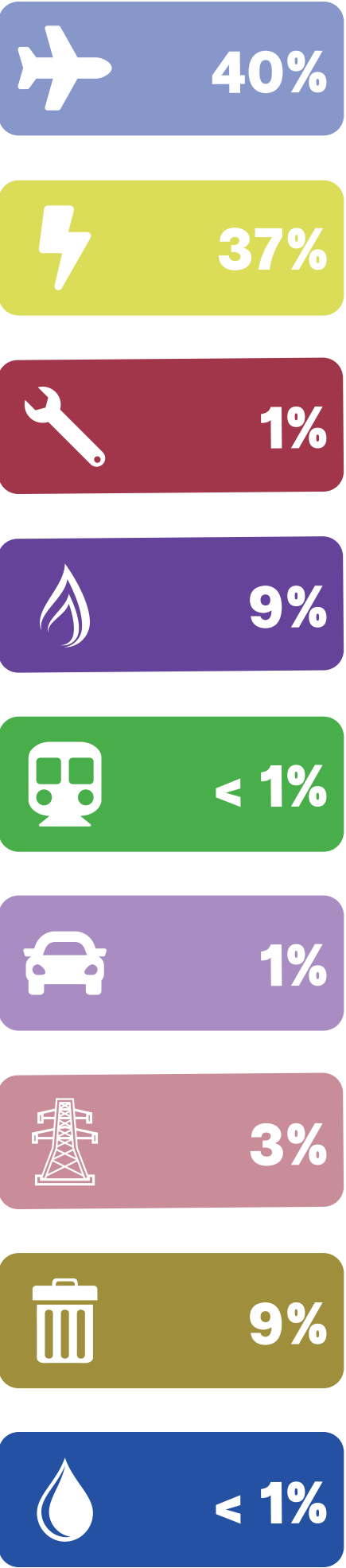
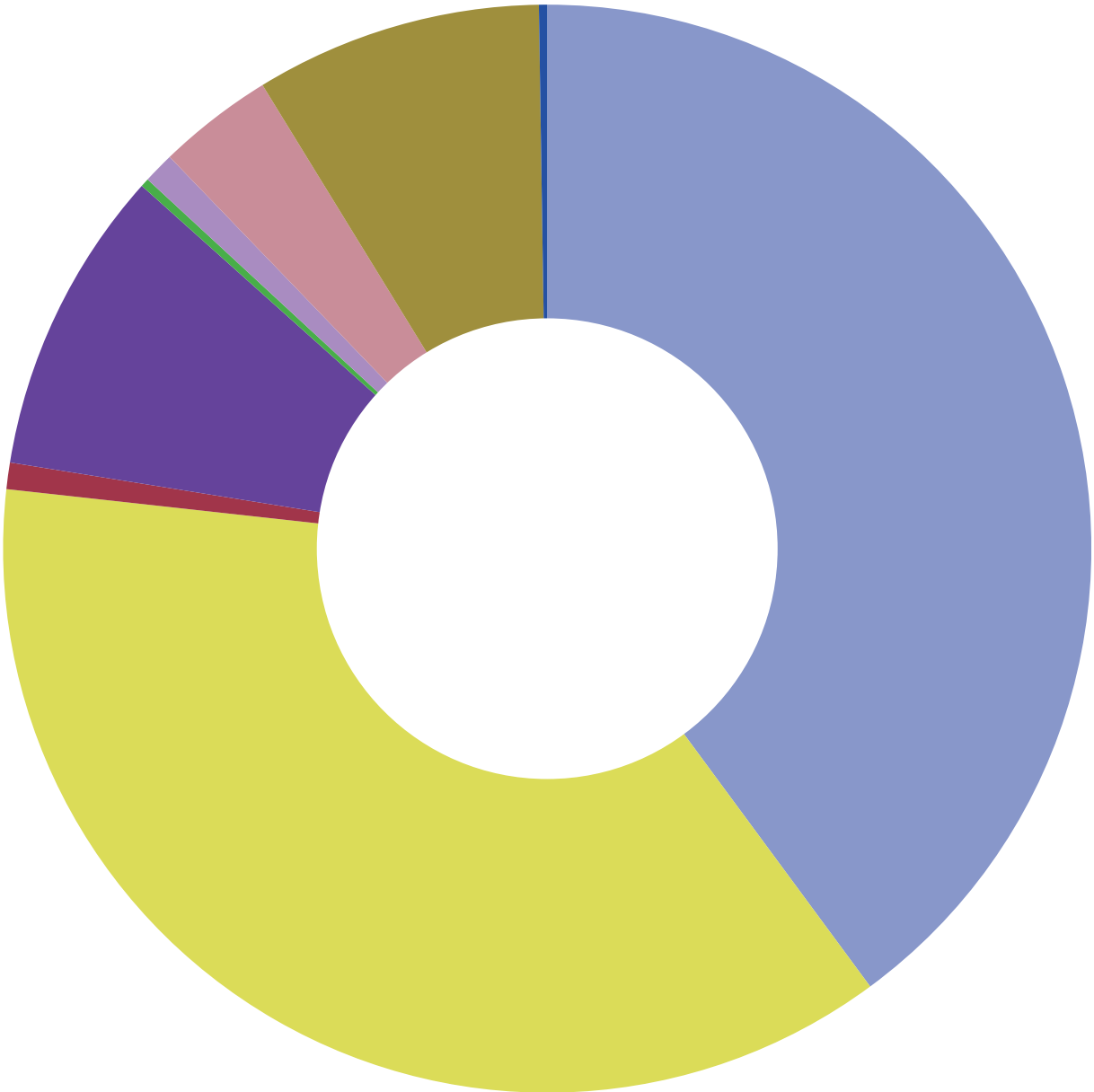
Linklaters aims to be the leading global law firm, building relationships which endure through business cycles to ensure that top companies and financial institutions instinctively turn to the firm for support on their most important and challenging assignments. The firm has 29 offices in 20 countries and is one of a very small number of international law firms with a global ISO14001 certified Environmental Management System. Linklaters is a signatory to the United Nations Global Compact.



Data taken from the LSA Annual Report 2018. To find out more go to [legalsustainabilityalliance.com](https://legalsustainabilityalliance.com)

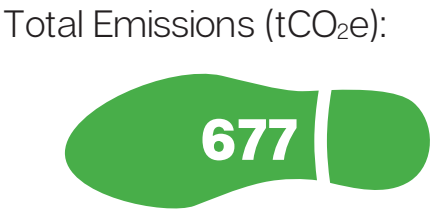
## Carbon Emission Sources (tCO<sub>2</sub>e)

Air		5062
Electricity		4678
Fugitives		100
Onsite Combustion		1153
Rail		32
Road		117
T&D Losses		437
Waste		1081
Water		31



# Lyons Davidson

Emissions per employee (tCO <sub>2</sub> e)	0.78
Number of employees	864
Floor Area (m <sup>2</sup> )	15479












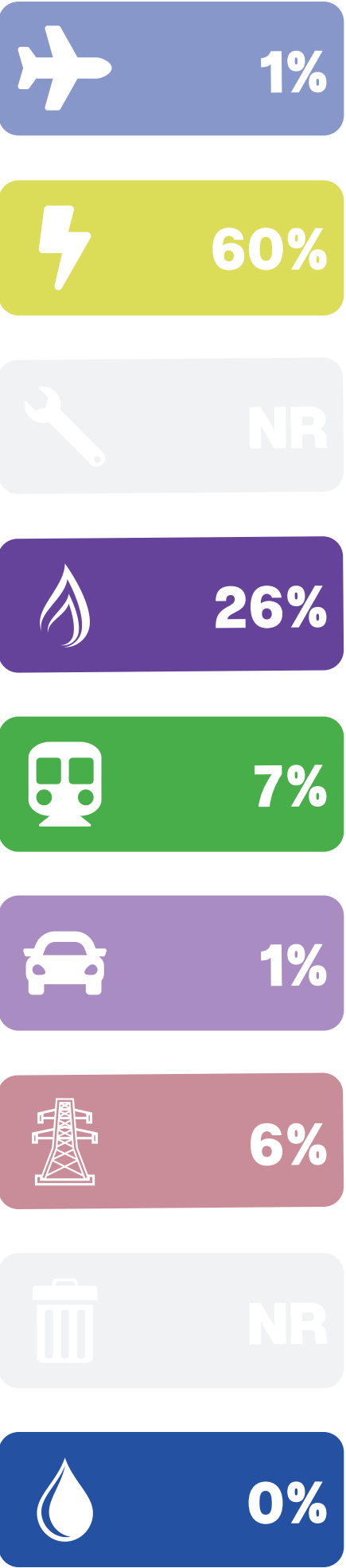
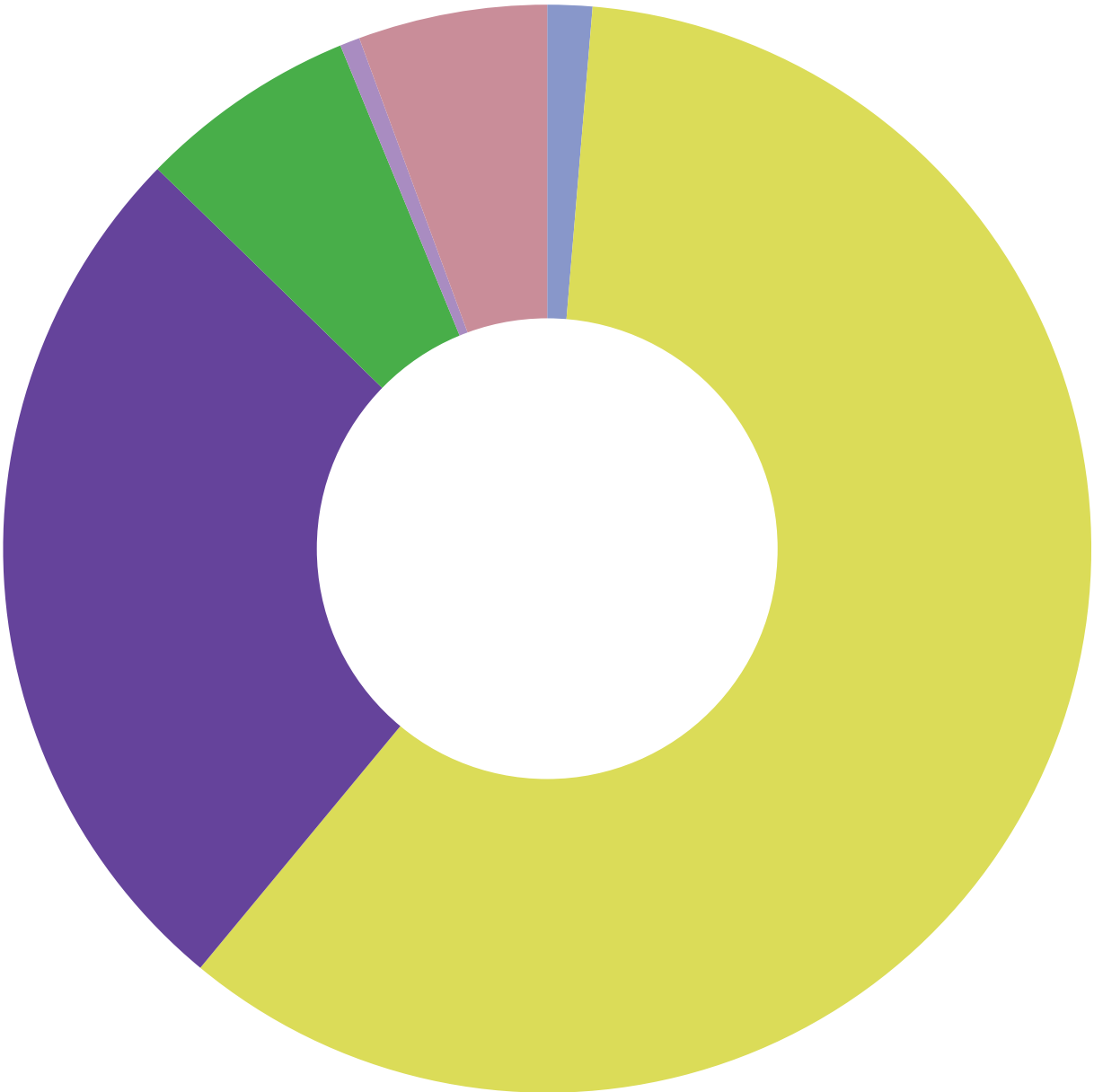
Lyons Davidson was established in 1972 and is a national law practice employing just under 900 staff operating from headquarters in Bristol and offices in Solihull, Leeds, New Malden, Cardiff and London, with an associated practice in Edinburgh. The firm is a full-service legal company committed to delivering high-quality, professional services in a cost-effective and approachable manner to institutions, businesses and individuals.



Data taken from the LSA  
Annual Report 2018.  
To find out more go to  
[legalsustainabilityalliance.com](https://legalsustainabilityalliance.com)

## Carbon Emission Sources (tCO<sub>2</sub>e)

Air		9
Electricity		404
Fugitives		
Onsite Combustion		178
Rail		44
Road		4
T&D Losses		38
Waste		
Water		0



# MDY Legal

Emissions per employee (tCO <sub>2</sub> e)	3.74
Number of employees	18
Floor Area (m <sup>2</sup> )	247

MDY Legal is a small niche firm located in Westminster, London. Clients are mainly international aid agencies specialising in projects based in Africa and Asia. The main aspects of the firm's carbon footprint include air pollution (flights to meet with stakeholders of the projects—being addressed by the increased use of Skype and telephone conferencing), energy consumption (electricity) and natural resource depletion (use of paper).



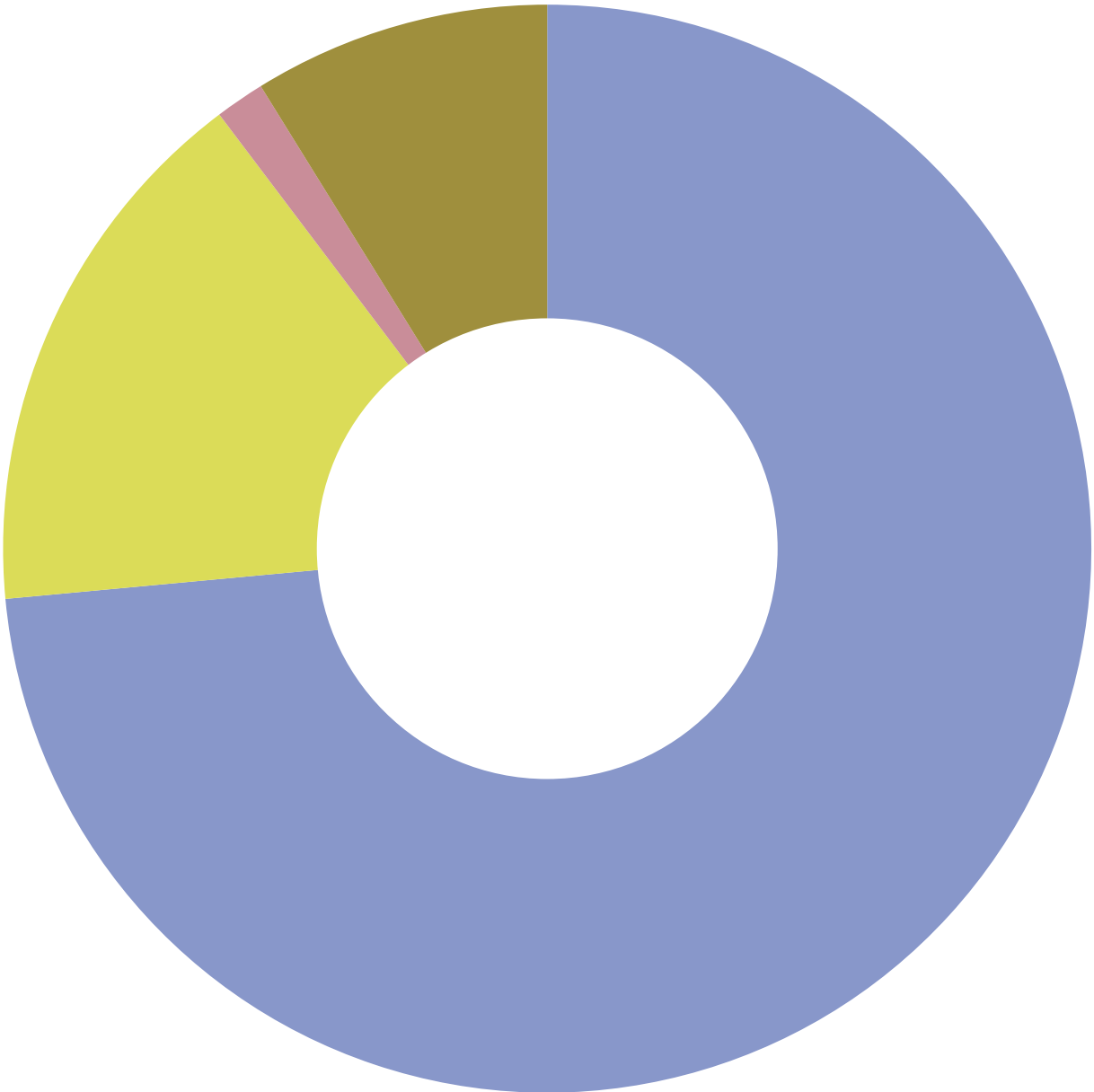
Data taken from the LSA Annual Report 2018. To find out more go to [legalsustainabilityalliance.com](https://legalsustainabilityalliance.com)

Total Emissions (tCO<sub>2</sub>e):



## Carbon Emission Sources (tCO<sub>2</sub>e)

Air		50
Electricity		11
Fugitives		
Onsite Combustion		
Rail		
Road		0
T&D Losses		1
Waste		6
Water		0



	74%
	16%
	NR
	NR
	NR
	0%
	2%
	9%
	0%



# Mills & Reeve










Emissions per employee (tCO <sub>2</sub> e)	1.45
Number of employees	997
Floor Area (m <sup>2</sup> )	12212

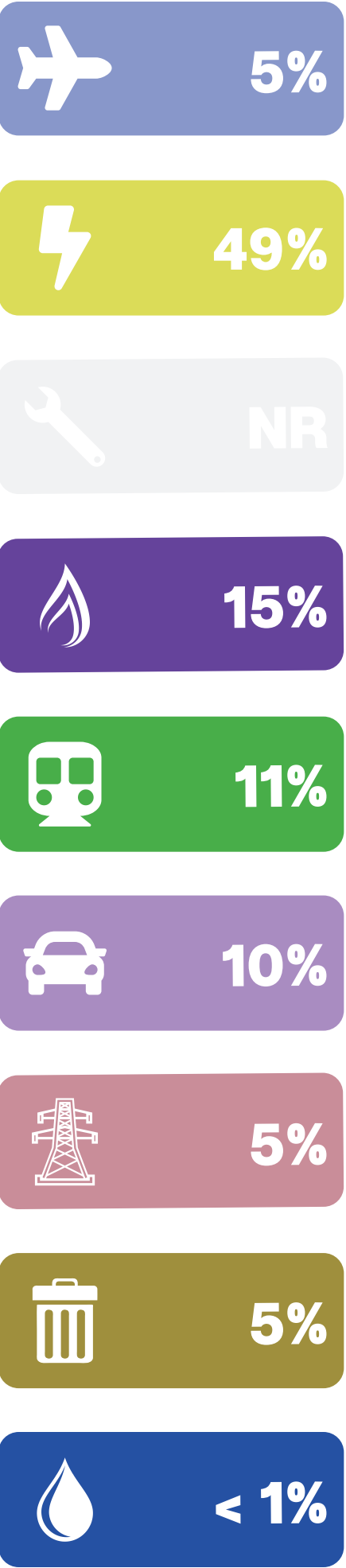
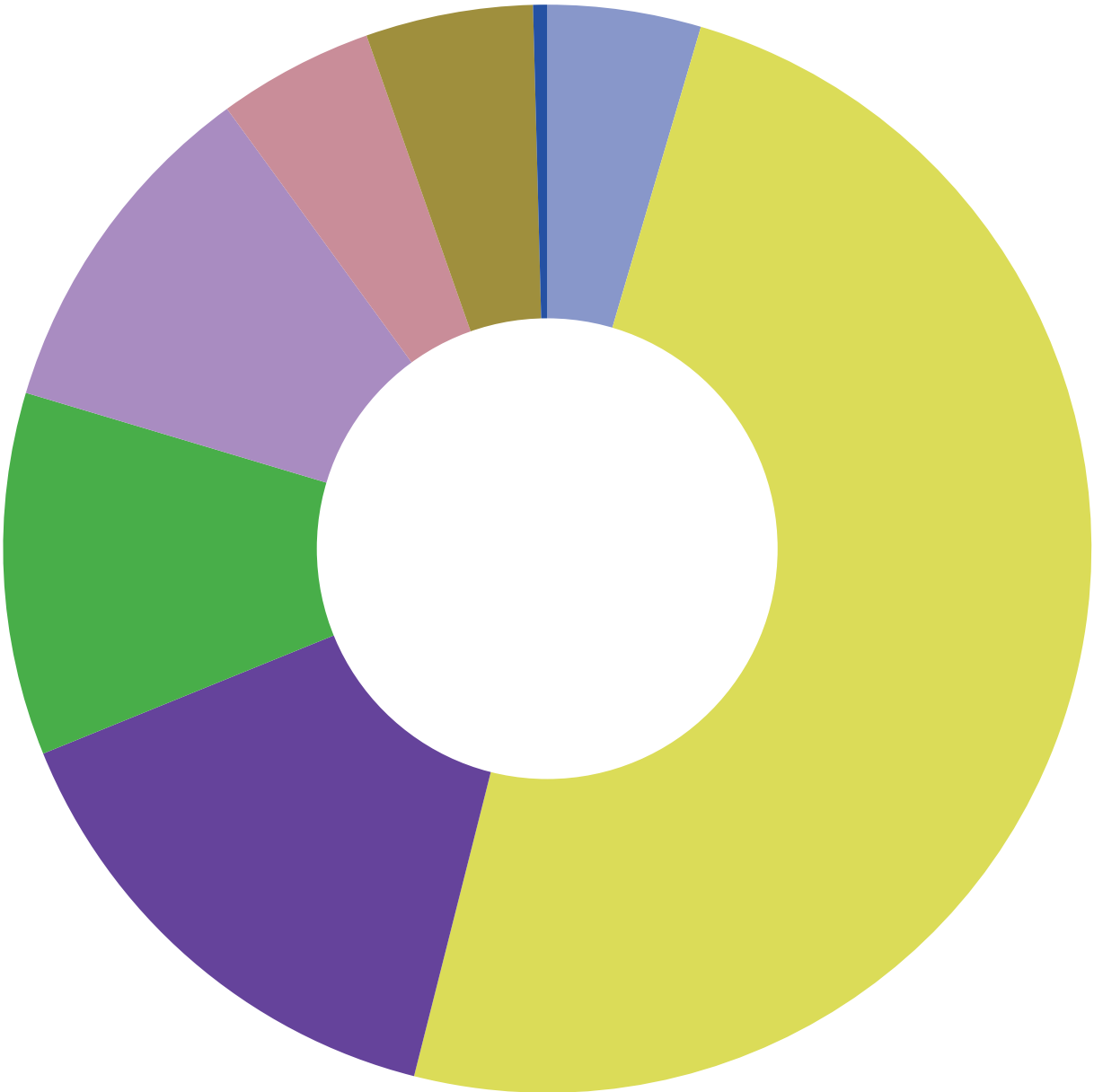
Total Emissions (tCO<sub>2</sub>e):



Mills & Reeve is a top 50 national law firm with 121 partners, 441 Fee Earners, 192 Legal Support staff and 243 Business Support staff. The firm has offices in Birmingham, Cambridge, Leeds, London, Manchester and Norwich. For fifteen years running, Mills & Reeve has been listed in the Sunday Times '100 Best Companies to Work For'.

## Carbon Emission Sources (tCO<sub>2</sub>e)

Air		66
Electricity		715
Fugitives		
Onsite Combustion		216
Rail		156
Road		150
T&D Losses		67
Waste		72
Water		6



Data taken from the LSA Annual Report 2018. To find out more go to [legalsustainabilityalliance.com](https://legalsustainabilityalliance.com)

Emissions per employee (tCO<sub>2</sub>e) **1.56**

Number of employees **141**

Floor Area (m<sup>2</sup>) **2716**

Muckle is a single site commercial law firm based in Newcastle upon Tyne. The firm's environmental activities are an integral part of its overall CSR strategy and led by its Let's Think Green Team, made up of representatives from right across the business. This team is responsible for encouraging everyone to participate in fun activities which support the firm's green aims. The firm achieved ISO14001 certification in 2010 and transitioned to the revised ISO14001:2015 standard in 2016.



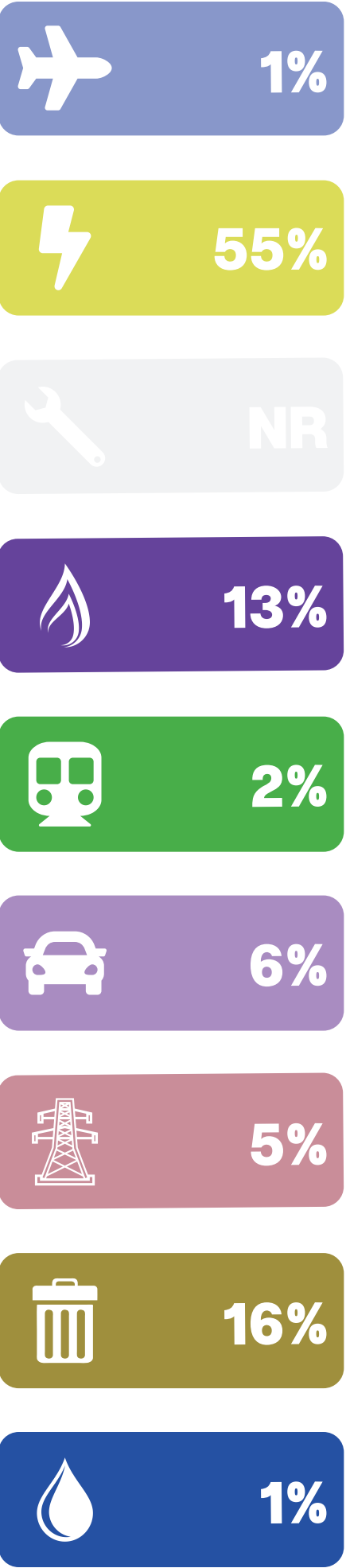
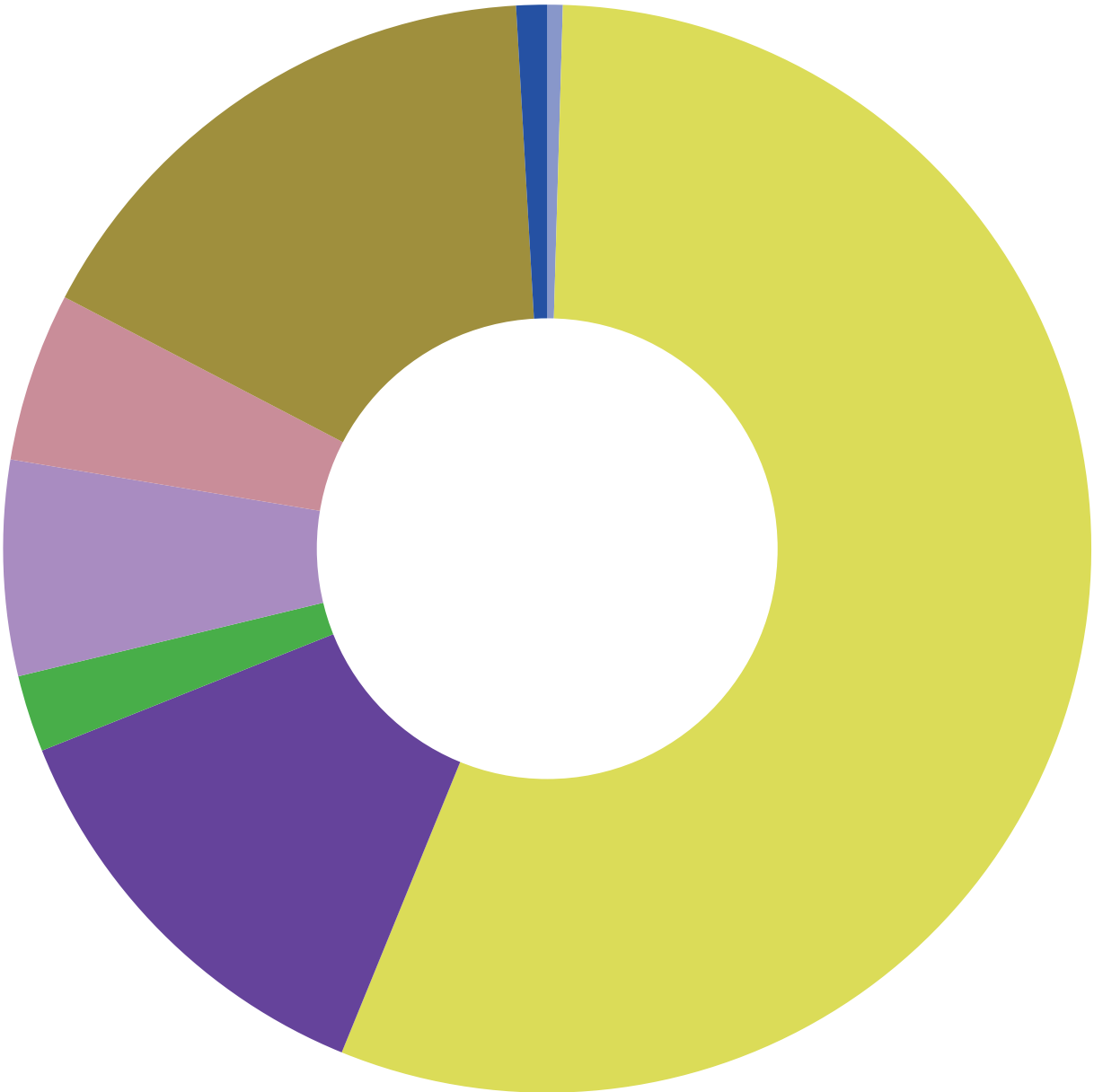
Data taken from the LSA Annual Report 2018.  
To find out more go to [legalsustainabilityalliance.com](https://legalsustainabilityalliance.com)

Total Emissions (tCO<sub>2</sub>e):



### Carbon Emission Sources (tCO<sub>2</sub>e)

Air		1
Electricity		122
Fugitives		
Onsite Combustion		28
Rail		5
Road		14
T&D Losses		11
Waste		36
Water		2



# Murgitroyd

Emissions per employee (tCO <sub>2</sub> e)	1.55
Number of employees	162
Floor Area (m <sup>2</sup> )	2797

Murgitroyd is one of the world's leading intellectual property attorney firms, with 13 European offices and two client liaison offices in the US. Headquartered in Glasgow (64% of staff), the firm has other UK offices in Aberdeen, Belfast, Edinburgh, Croydon, Newcastle and York—data in this report relates to these UK sites. The firm strives to continue to make improvements in carbon management in all of its offices and endeavours to record, recycle and reduce usage where possible.



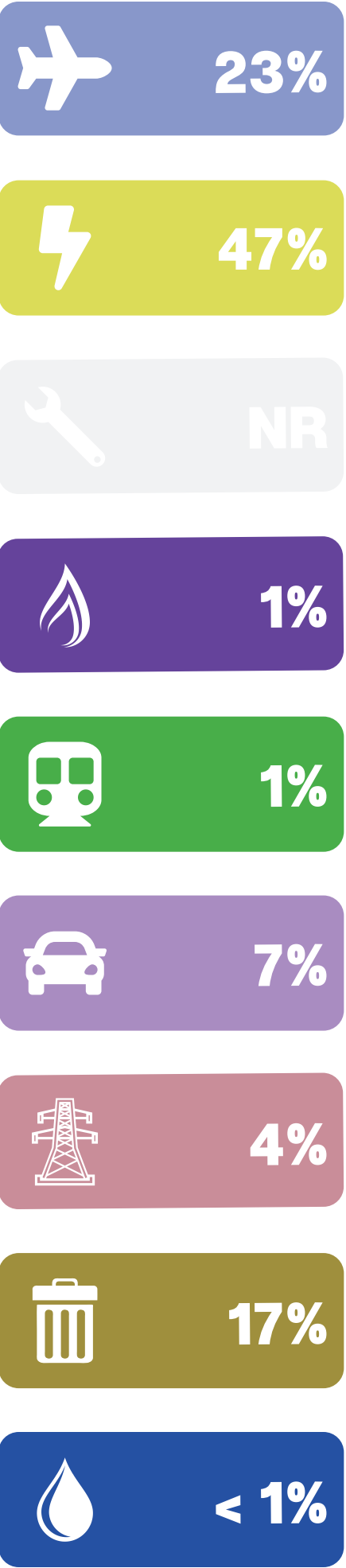
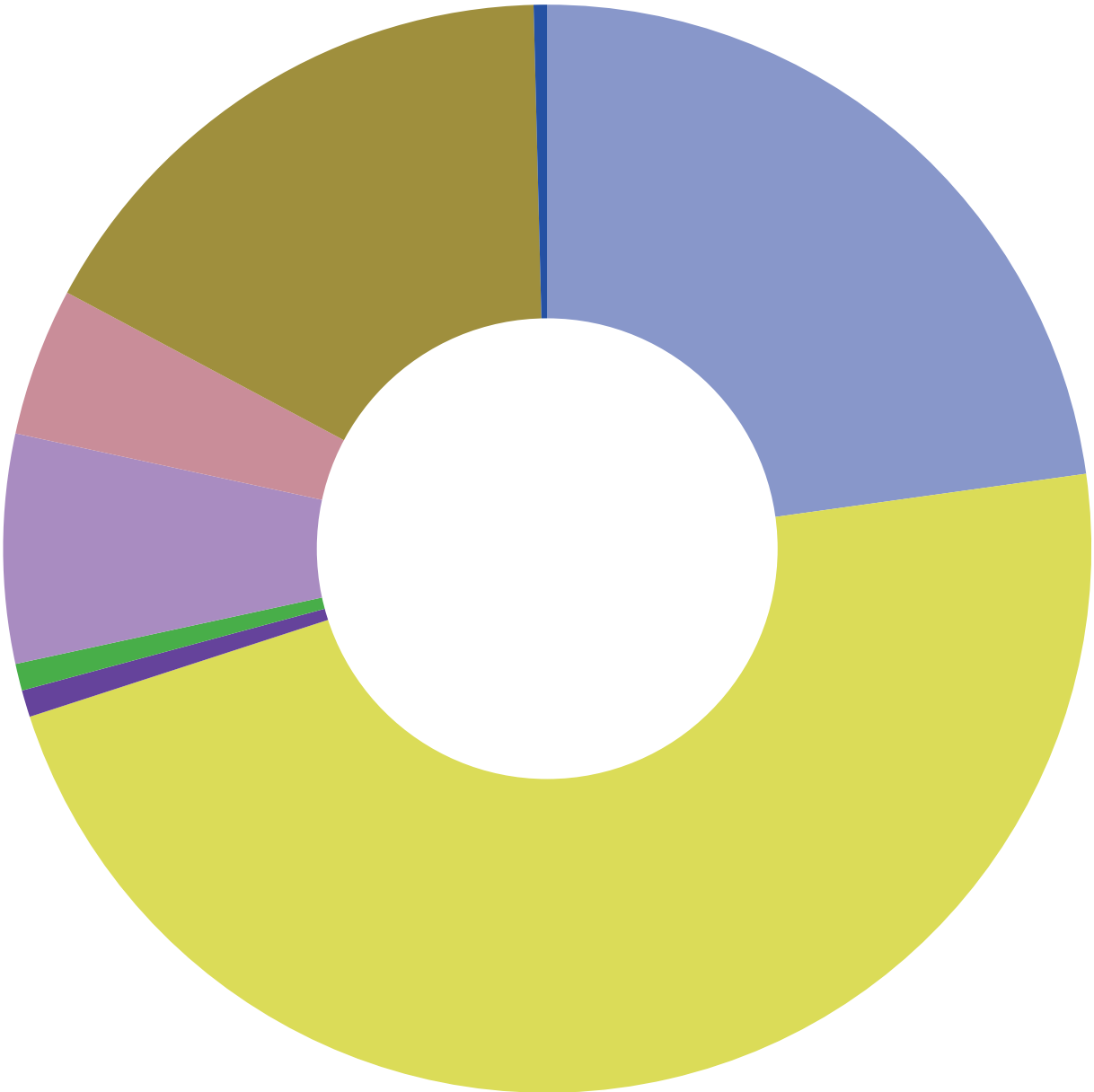
Data taken from the LSA Annual Report 2018. To find out more go to [legalsustainabilityalliance.com](https://legalsustainabilityalliance.com)

Total Emissions (tCO<sub>2</sub>e):



### Carbon Emission Sources (tCO<sub>2</sub>e)

Air		57
Electricity		118
Fugitives		
Onsite Combustion		2
Rail		2
Road		17
T&D Losses		11
Waste		42
Water		1



# Norton Rose Fulbright

Emissions per employee (tCO<sub>2</sub>e) **5.88**

Number of employees **1344**










Floor Area (m<sup>2</sup>) **44588**

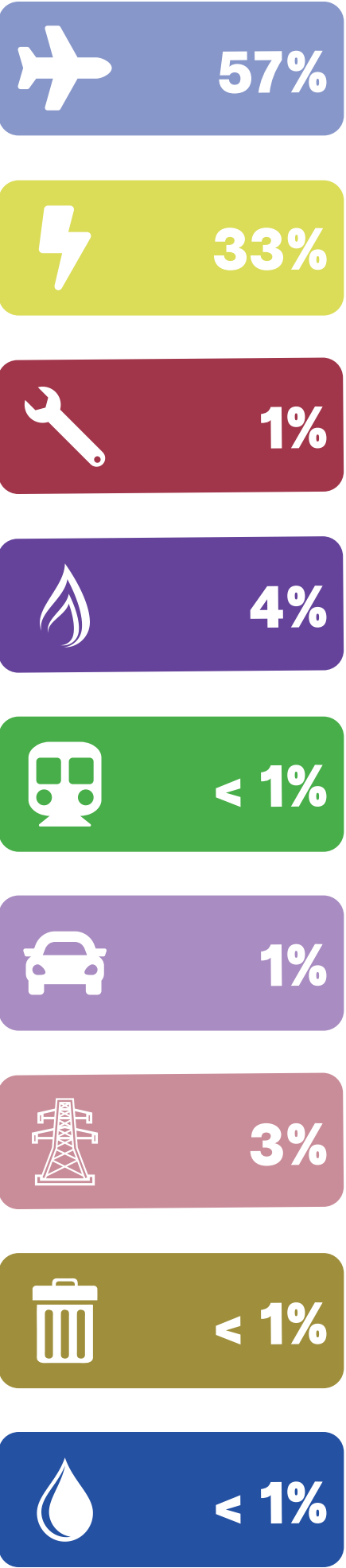
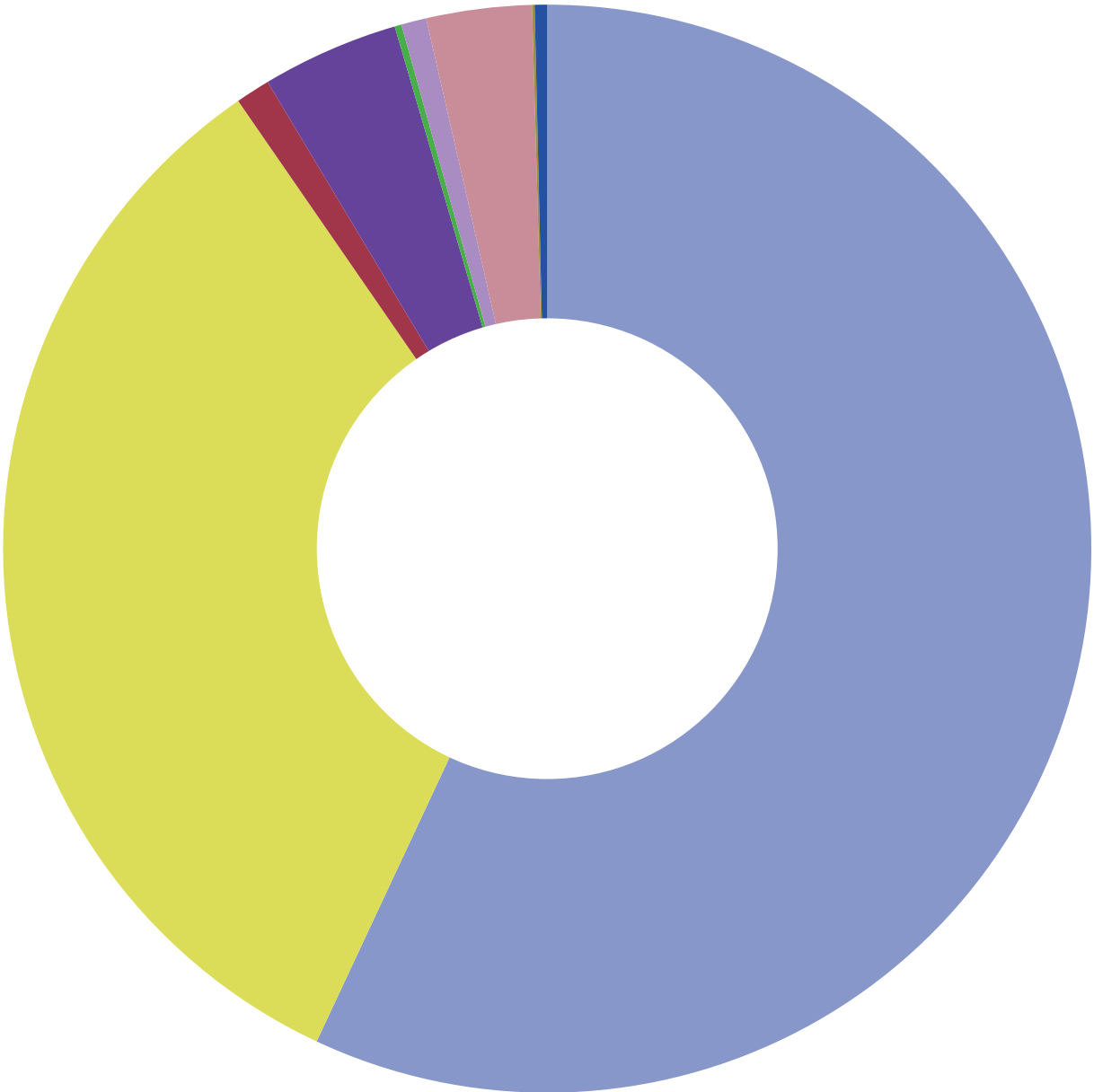
Total Emissions (tCO<sub>2</sub>e):



Norton Rose Fulbright is a global law firm providing the world's pre-eminent corporations and financial institutions with a full business law service. The firm has more than 4000 lawyers and other legal staff based in more than 50 cities across Europe, the United States, Canada, Latin America, Asia, Australia, Africa, the Middle East and Central Asia.

## Carbon Emission Sources (tCO<sub>2</sub>e)

Air		4498
Electricity		2639
Fugitives		81
Onsite Combustion		321
Rail		16
Road		59
T&D Losses		247
Waste		6
Water		29



Data taken from the LSA Annual Report 2018. To find out more go to [legalsustainabilityalliance.com](https://legalsustainabilityalliance.com)

# Paris Smith

Emissions per employee (tCO <sub>2</sub> e)	1.50
Number of employees	205
Floor Area (m <sup>2</sup> )	3152

Paris Smith is the largest firm operating in Southampton with a significant presence in Winchester serving the central South Coast region. Partners are committed to minimising the firm's impact on the environment, encouraging those with whom the firm has contact to make environmentally sound and sustainable decisions—e.g. efficient use of energy and resources, reduction and recycling of waste and recycling waste material wherever possible. The firm aims to reduce its use of single use plastics by at least 60%.



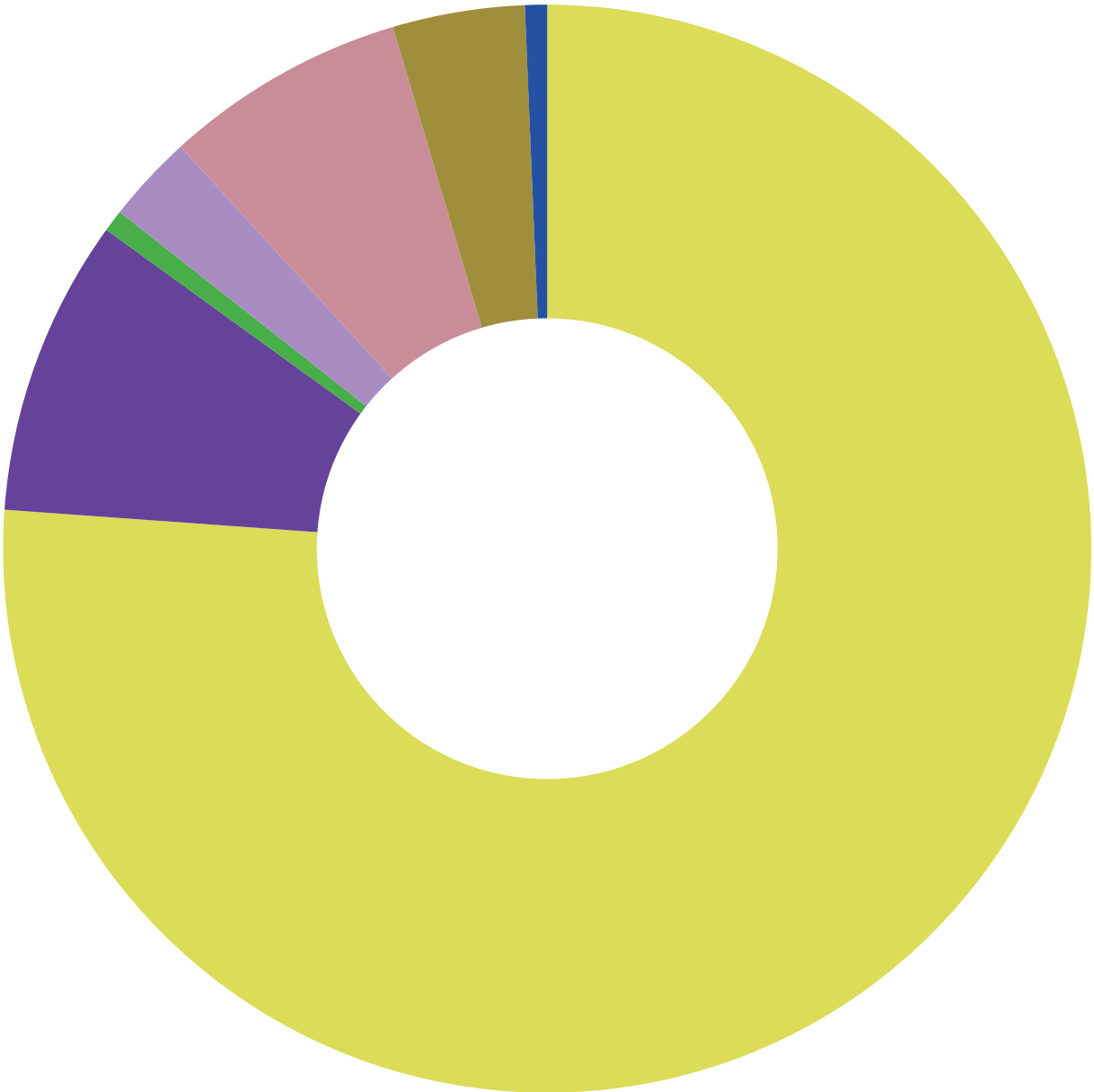
Data taken from the LSA Annual Report 2018. To find out more go to [legalsustainabilityalliance.com](https://legalsustainabilityalliance.com)

Total Emissions (tCO<sub>2</sub>e):



## Carbon Emission Sources (tCO<sub>2</sub>e)

Air		0
Electricity		233
Fugitives		
Onsite Combustion		27
Rail		2
Road		8
T&D Losses		22
Waste		12
Water		2



	0%
	76%
	NR
	9%
	1%
	2%
	7%
	4%
	1%

# Pinsent Masons










Emissions per employee (tCO <sub>2</sub> e)	3.06
Number of employees	2509
Floor Area (m <sup>2</sup> )	41994

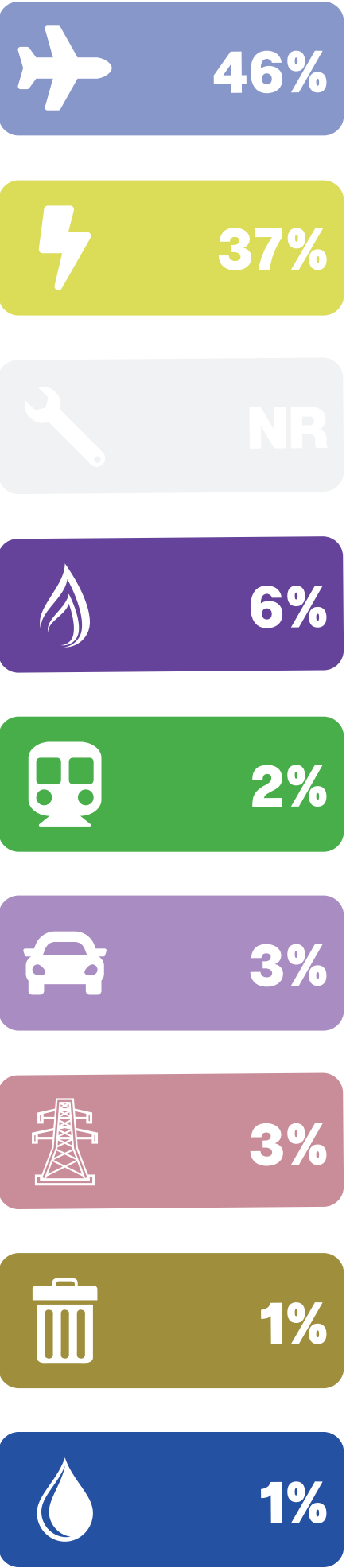
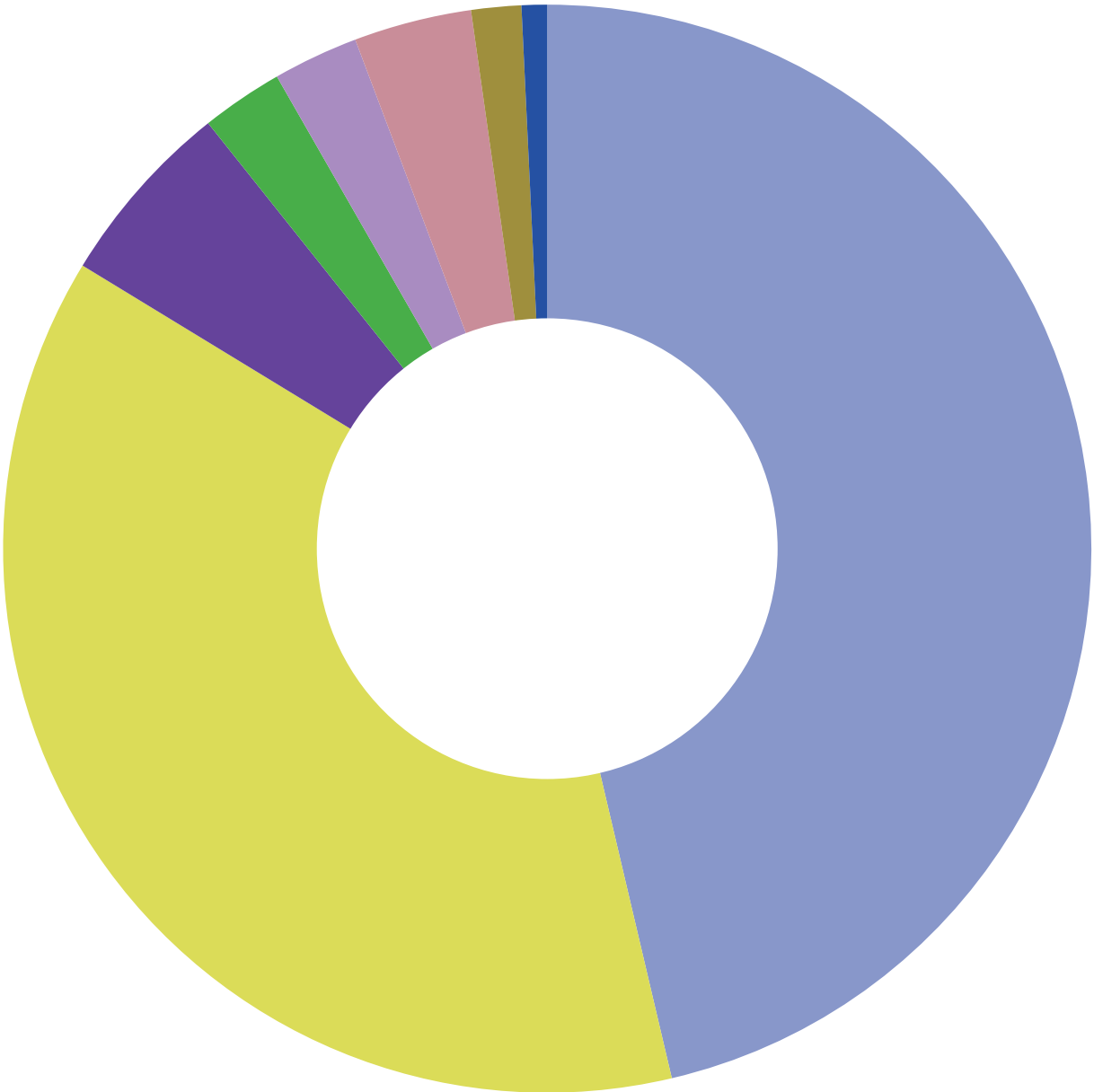
Total Emissions (tCO<sub>2</sub>e):



Pinsent Masons is an international law firm that ranks amongst the top 75 law firms globally, with over 3,000 employees operating from 24 locations throughout the UK, Europe, Asia Pacific and the Middle East. The firm has held certification to ISO 14001 since 2008 and also achieved certification to ISO 50001 (Energy Management) in 2015. Current corporate improvement programme focuses on reducing energy, limiting the use of consumable items and being able to re-use, recycle or remanufacture all waste.

## Carbon Emission Sources (tCO<sub>2</sub>e)

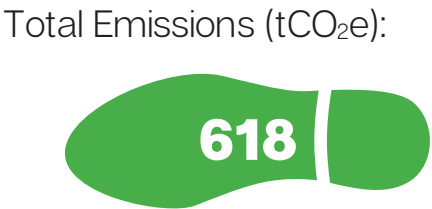
Air		3561
Electricity		2874
Fugitives		
Onsite Combustion		429
Rail		187
Road		195
T&D Losses		269
Waste		114
Water		58



Data taken from the LSA  
Annual Report 2018.  
To find out more go to  
[legalsustainabilityalliance.com](https://legalsustainabilityalliance.com)

# Royds Withy King

Emissions per employee (tCO <sub>2</sub> e)	1.29
Number of employees	480
Floor Area (m <sup>2</sup> )	4820












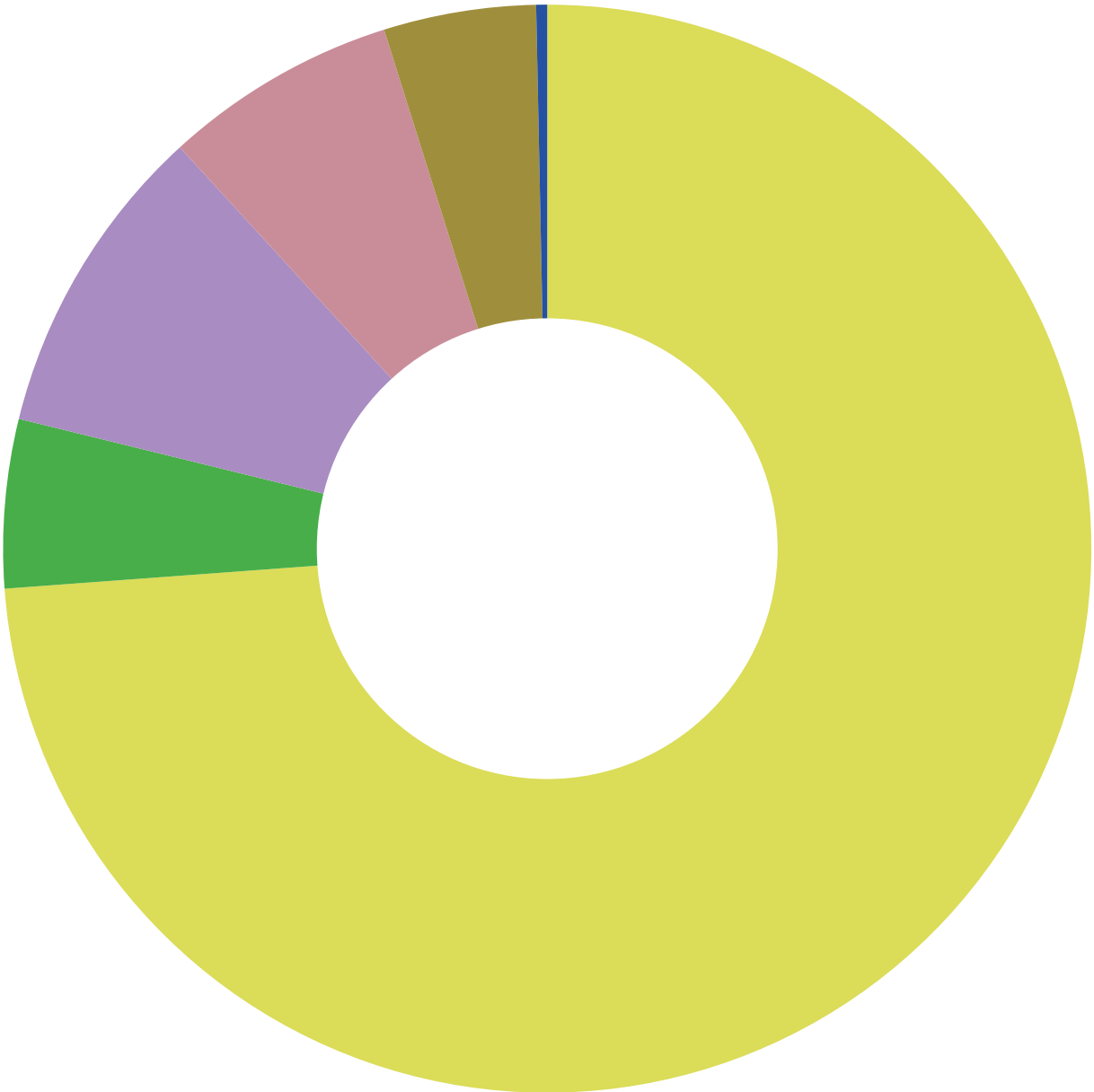
Royds Withy King is a UK Top 100 law firm with robust commercial, private client, personal injury and clinical negligence practices. It employs over 480 staff across offices in London, Bath, Oxford and Wiltshire and is a founding member of the international network of independent law firms, Interleges. The firm actively encourages collective sustainable behaviour to make a positive impact on its communities.












Data taken from the LSA Annual Report 2018.  
To find out more go to [legalsustainabilityalliance.com](https://legalsustainabilityalliance.com)

## Carbon Emission Sources (tCO<sub>2</sub>e)

Air		
Electricity		457
Fugitives		
Onsite Combustion		
Rail		31
Road		58
T&D Losses		43
Waste		28
Water		2



	NR
	74%
	NR
	NR
	5%
	9%
	7%
	4%
	< 1%

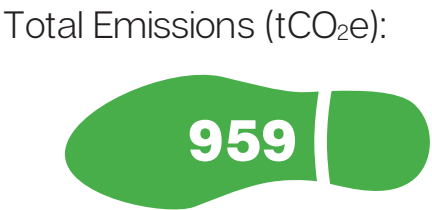


# Shakespeare Martineau

Emissions per employee (tCO<sub>2</sub>e) **1.11**










Number of employees **868**

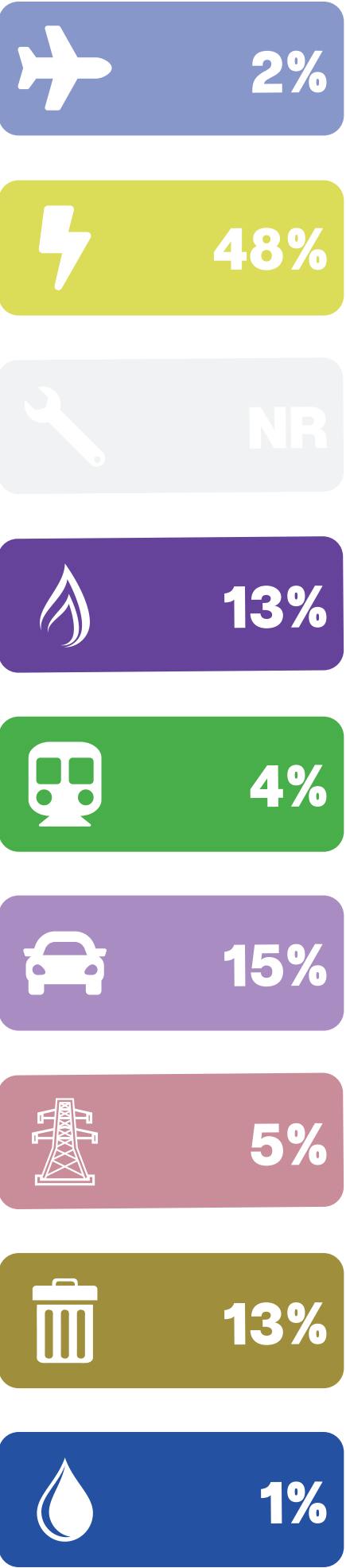
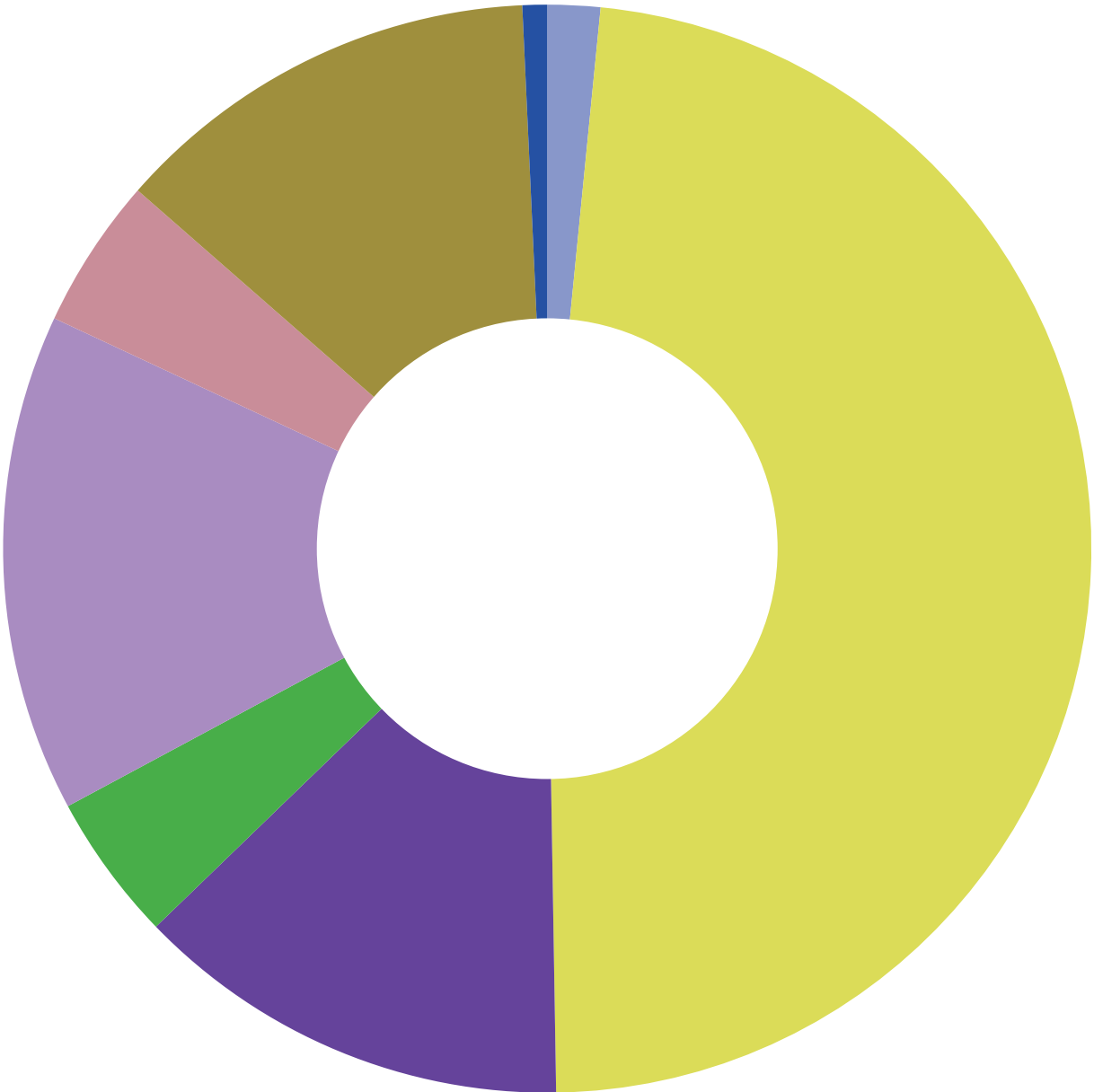
Floor Area (m<sup>2</sup>) **12332**



Shakespeare Martineau is a full service law firm with nine offices in the UK. The firm adopts an approach to purchasing which gives preference to products and services that cause minimal environmental harm, guaranteeing that the firm works with suppliers who meet its sustainability standards. It measures, manages and reduce the impact of its business on the environment in areas including paper usage (aiming to ultimately eliminate paper), energy consumption and waste reduction.

## Carbon Emission Sources (tCO<sub>2</sub>e)

Air		15
Electricity		462
Fugitives		
Onsite Combustion		125
Rail		42
Road		142
T&D Losses		43
Waste		123
Water		7



# Shoosmiths

Emissions per employee (tCO <sub>2</sub> e)	1.79
Number of employees	1491
Floor Area (m <sup>2</sup> )	21812

Total Emissions (tCO<sub>2</sub>e):



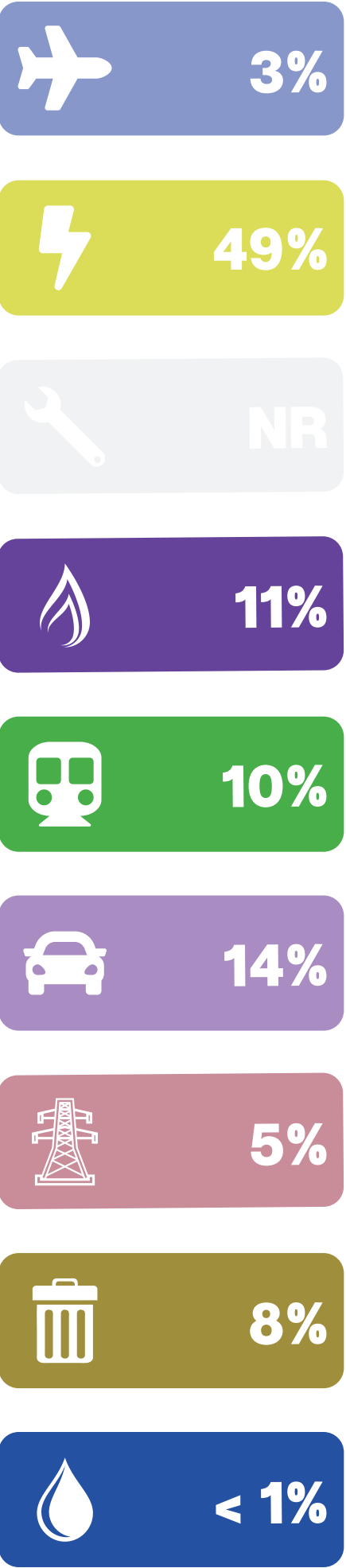
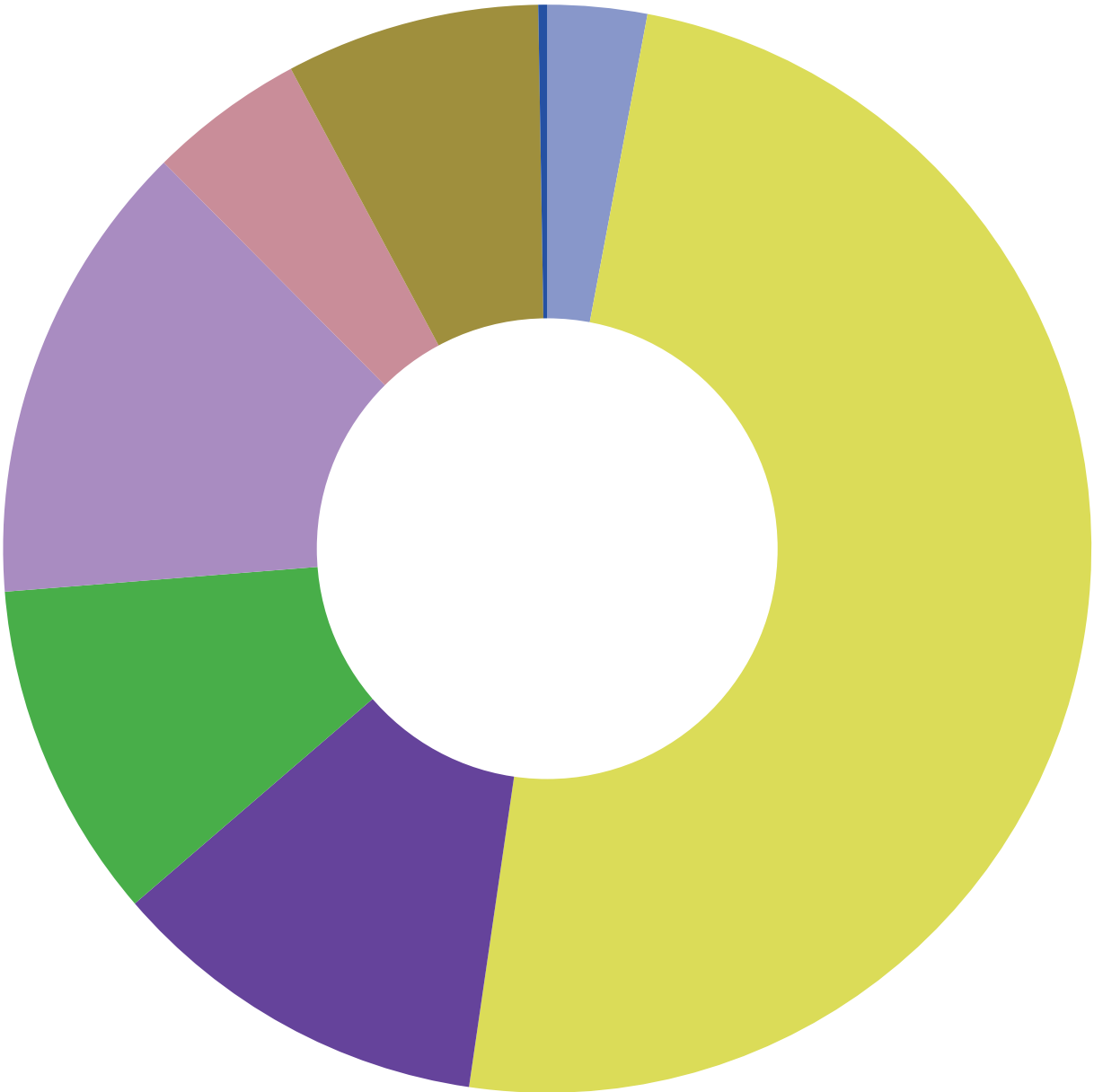
Shoosmiths is a leading national law firm working closely with Shoosmiths LLP NI and as one team in 11 locations in England, Scotland and Northern Ireland. The firm's vision to be the leading national law firm famous for its client experience—underpinned by its CR aspiration to be the leading national law firm famous for its positive contribution to society. Shoosmiths is a signatory of the United Nations Global Compact and a partner of the UK Stakeholders for Sustainable Development.



Data taken from the LSA Annual Report 2018.  
To find out more go to [legalsustainabilityalliance.com](https://legalsustainabilityalliance.com)

## Carbon Emission Sources (tCO<sub>2</sub>e)

Air		79
Electricity		1321
Fugitives		
Onsite Combustion		305
Rail		269
Road		370
T&D Losses		124
Waste		202
Water		7










# Simmons & Simmons

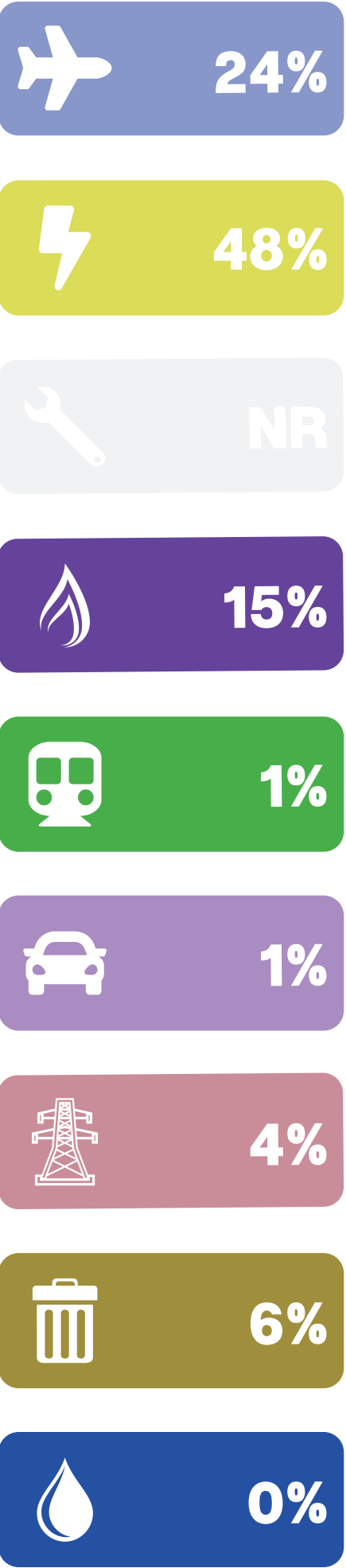
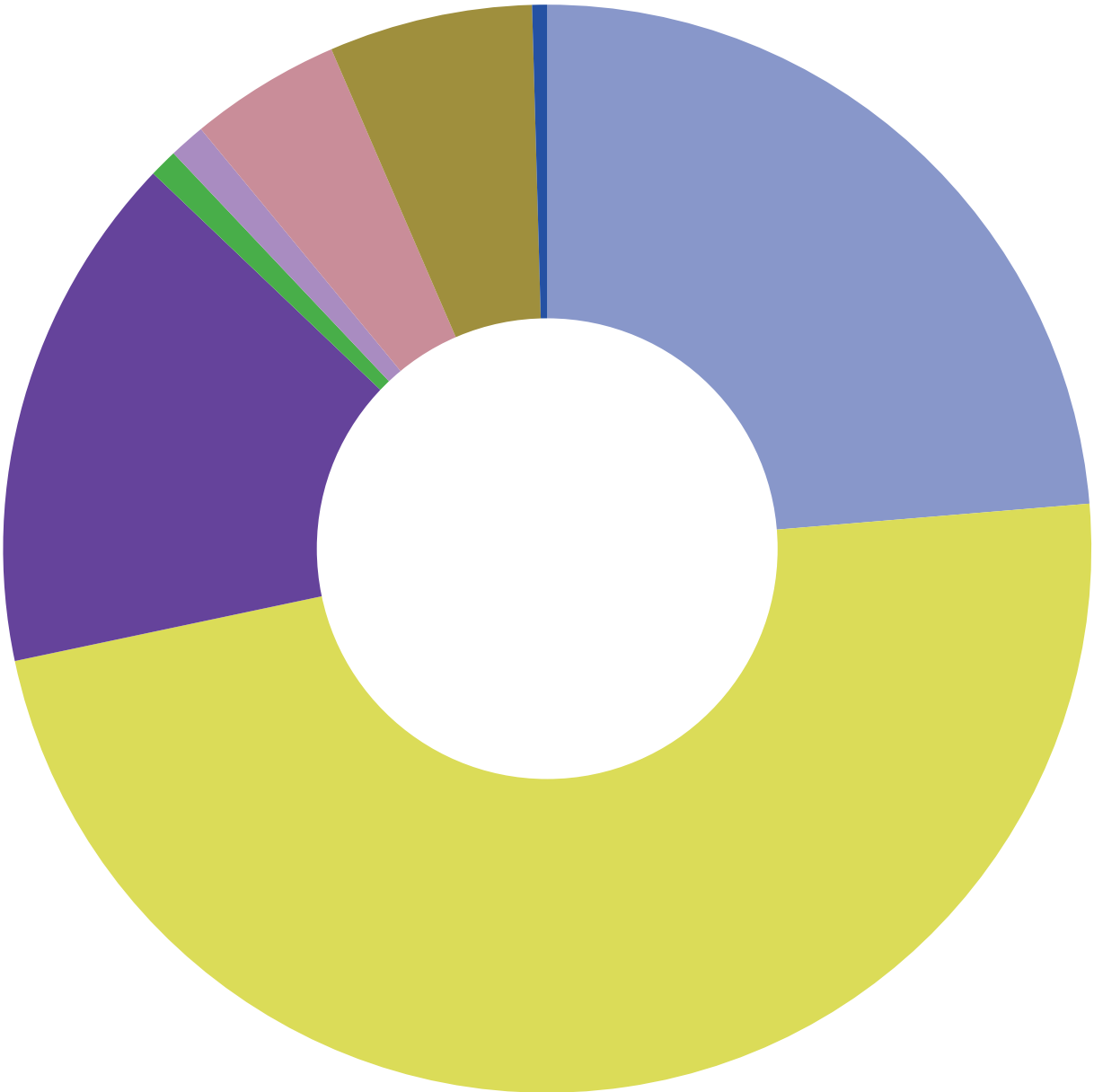
Emissions per employee (tCO <sub>2</sub> e)	4.44
Number of employees	969
Floor Area (m <sup>2</sup> )	15608



Simmons & Simmons provides legal services according to the highest ethical and professional standards and takes seriously its responsibilities to its clients, people, suppliers and the communities in which it does business. The firm is proud of its culture of corporate responsibility which seeks to govern how it operates, interacts with clients and each other, and participates in local communities.

## Carbon Emission Sources (tCO<sub>2</sub>e)

Air		1018
Electricity		2064
Fugitives		
Onsite Combustion		663
Rail		36
Road		46
T&D Losses		193
Waste		260
Water		19



Data taken from the LSA  
Annual Report 2018.  
To find out more go to  
[legalsustainabilityalliance.com](https://legalsustainabilityalliance.com)

# Slaughter and May










Emissions per employee (tCO <sub>2</sub> e)	5.04
Number of employees	1206
Floor Area (m <sup>2</sup> )	33054

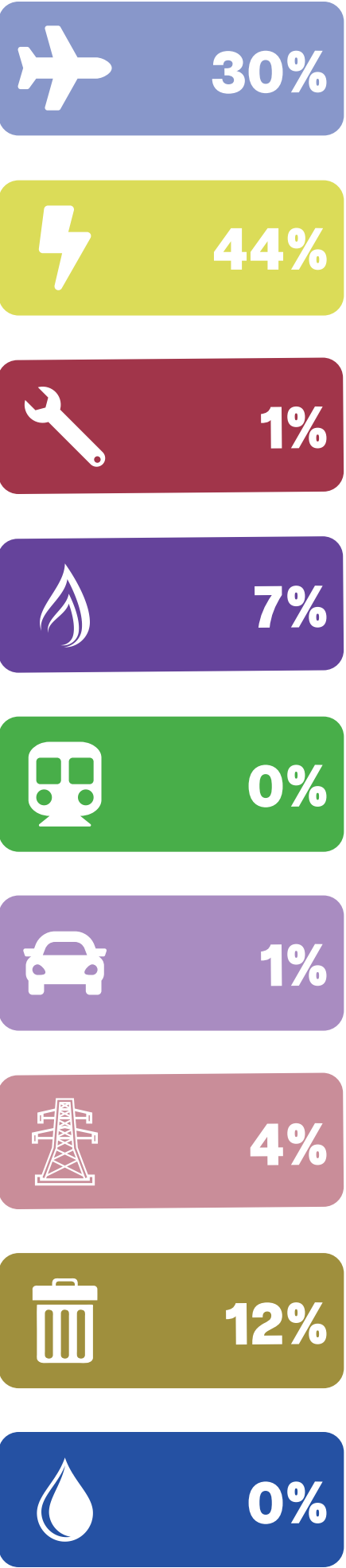
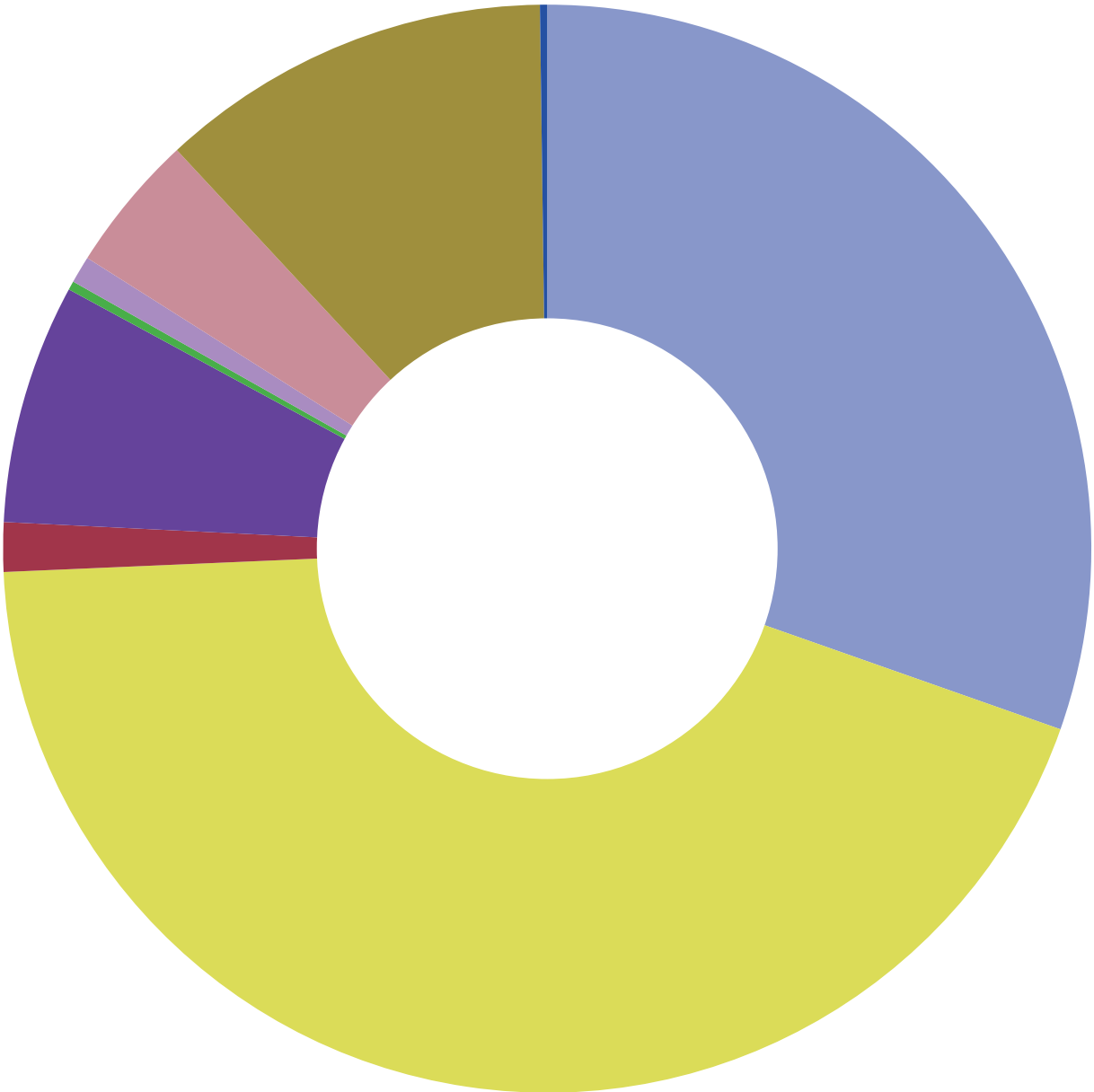
Total Emissions (tCO<sub>2</sub>e):



Slaughter and May is an international law firm with offices in London (data in this report), Brussels, Hong Kong and Beijing. The firm's environmental management system is registered and assessed against the requirements of ISO 14001 and it is also certified to ISO 50001 for its energy management systems. The firm is a member of the Islington Sustainable Energy Partnership.

## Carbon Emission Sources (tCO<sub>2</sub>e)

Air		1847
Electricity		2670
Fugitives		89
Onsite Combustion		433
Rail		16
Road		49
T&D Losses		250
Waste		711
Water		13



Data taken from the LSA Annual Report 2018. To find out more go to [legalsustainabilityalliance.com](https://legalsustainabilityalliance.com)

# Stephenson Harwood

Emissions per employee (tCO<sub>2</sub>e) **3.92**

Number of employees **625**










Floor Area (m<sup>2</sup>) **14365**

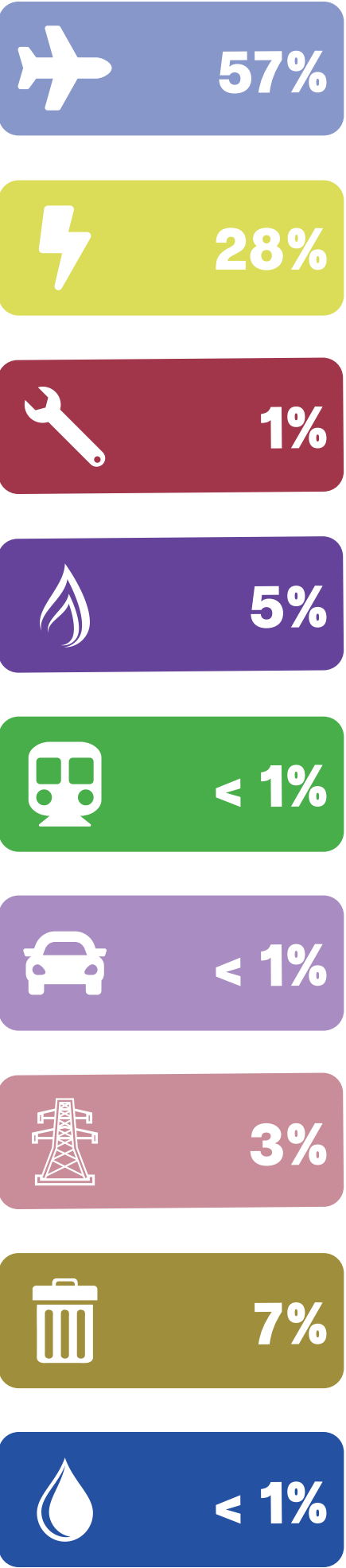
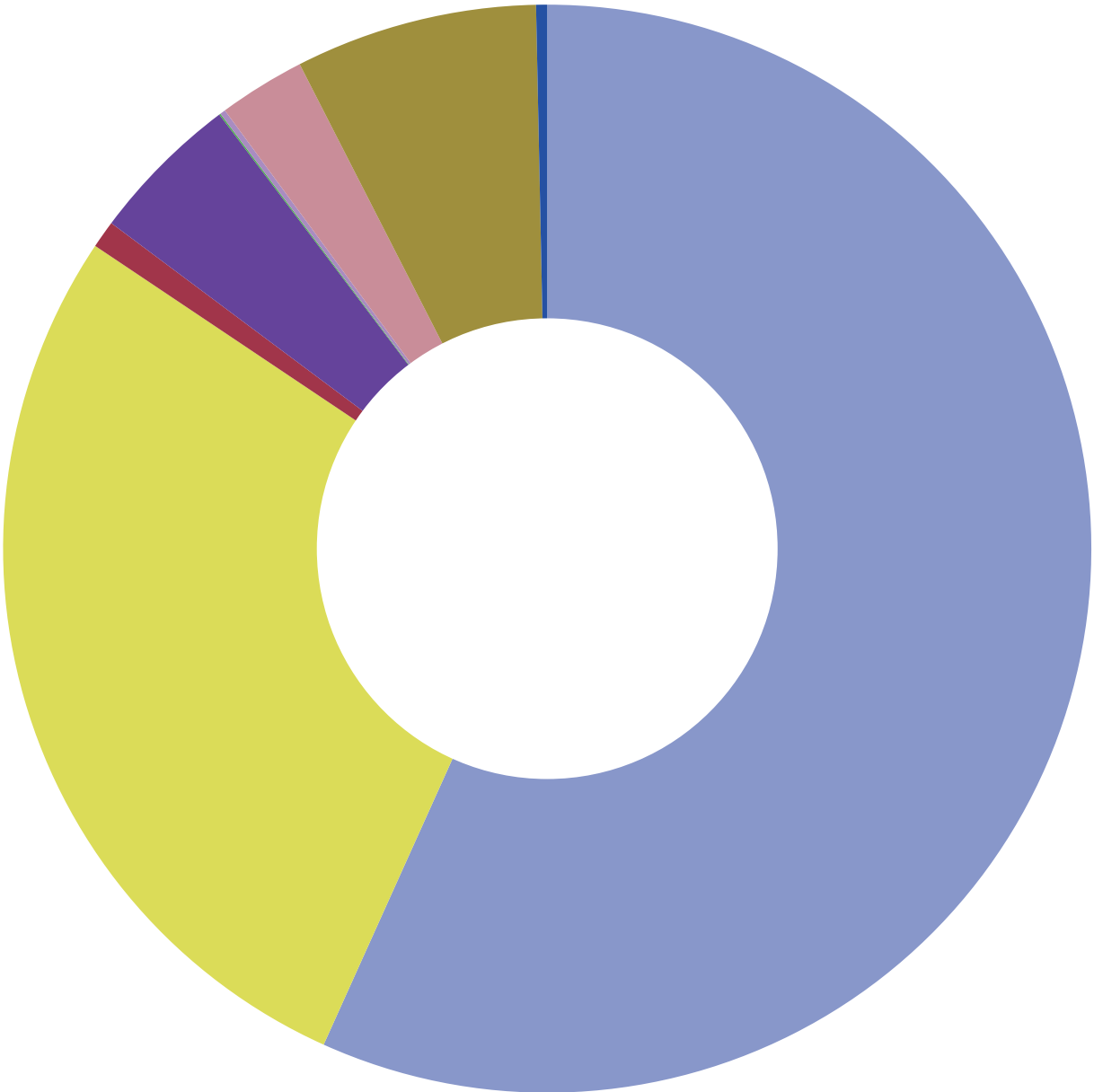
Total Emissions (tCO<sub>2</sub>e):



Stephenson Harwood is a law firm with over 900 people worldwide, including more than 150 partners. Its people are committed to achieving the goals of its clients—listed and private companies, institutions and individuals. The firm’s CSR programme aims to build a sustainable, responsible and diverse working environment which reflects its values and aspirations for the future, reflecting a commitment to excellence in corporate citizenship and is an important part of the firm's overall strategy.

## Carbon Emission Sources (tCO<sub>2</sub>e)

Air		1389
Electricity		677
Fugitives		20
Onsite Combustion		110
Rail		1
Road		4
T&D Losses		63
Waste		176
Water		8



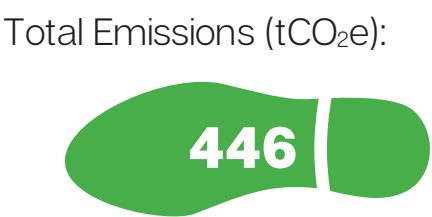
Data taken from the LSA Annual Report 2018. To find out more go to [legalsustainabilityalliance.com](https://legalsustainabilityalliance.com)

# Stevens & Bolton

Emissions per employee (tCO<sub>2</sub>e) **1.35**










Number of employees **330**

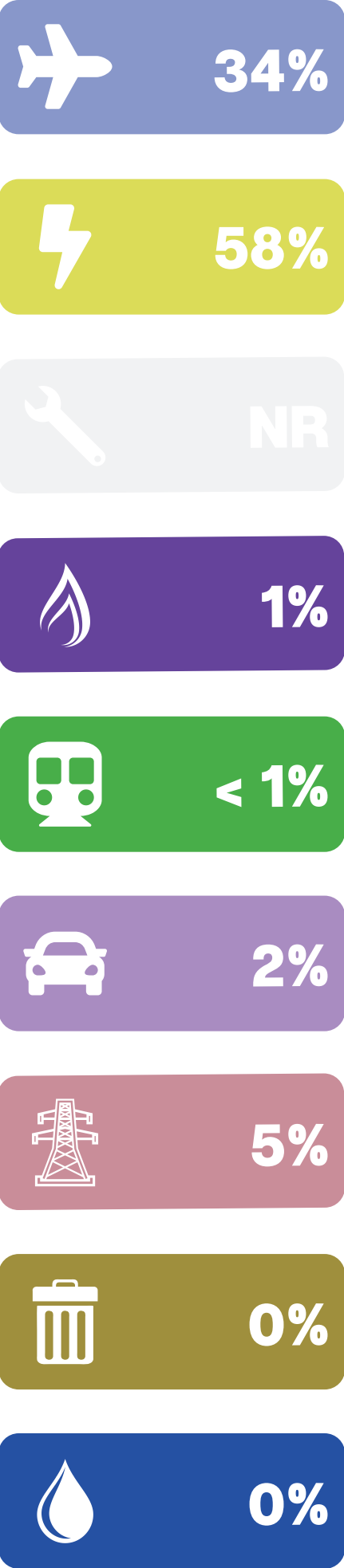
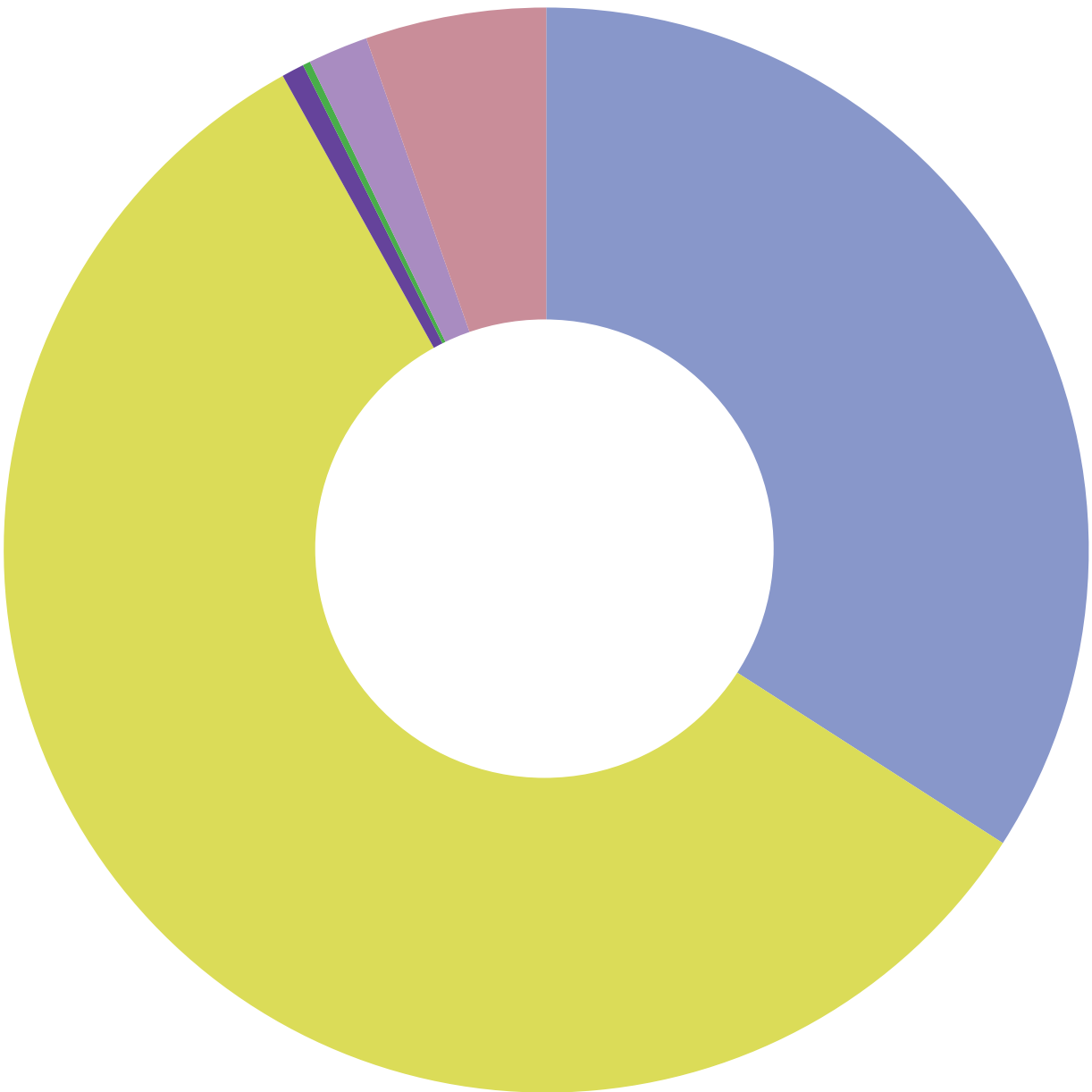
Floor Area (m<sup>2</sup>) **5136**



Stevens & Bolton is a medium sized firm occupying a single site in Guildford providing legal services locally, nationally and internationally with unswerving focus on quality across its business. Independently recognised as one of the UK's leading national law firms, the firm builds deep relationships with its clients and regards satisfaction with its service is the only true measure of its success.

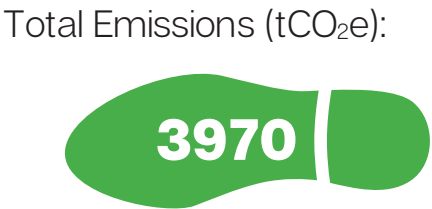
## Carbon Emission Sources (tCO<sub>2</sub>e)

Air		152
Electricity		258
Fugitives		
Onsite Combustion		3
Rail		1
Road		8
T&D Losses		24
Waste		0
Water		0



# Sullivan & Cromwell

Emissions per employee (tCO <sub>2</sub> e)	24.81
Number of employees	160
Floor Area (m <sup>2</sup> )	NR












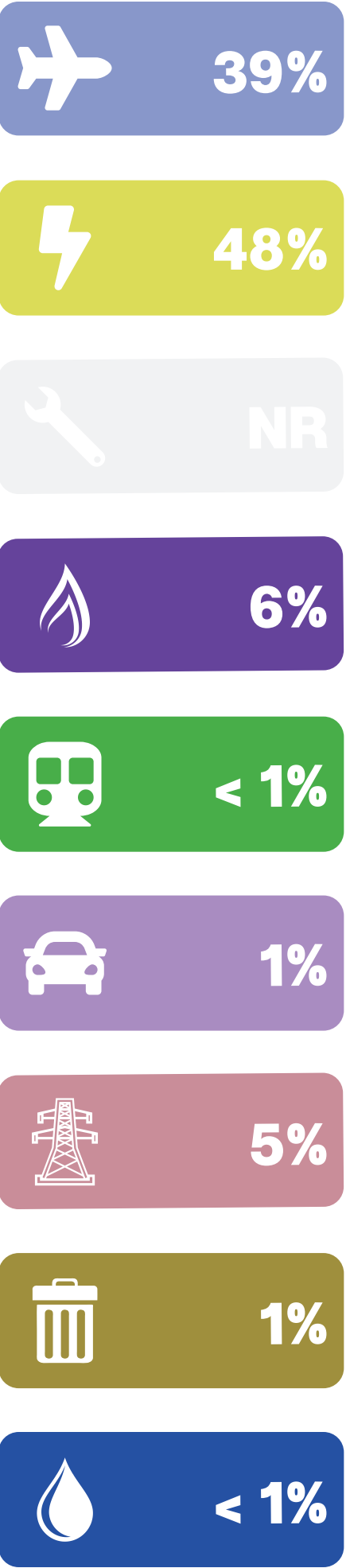
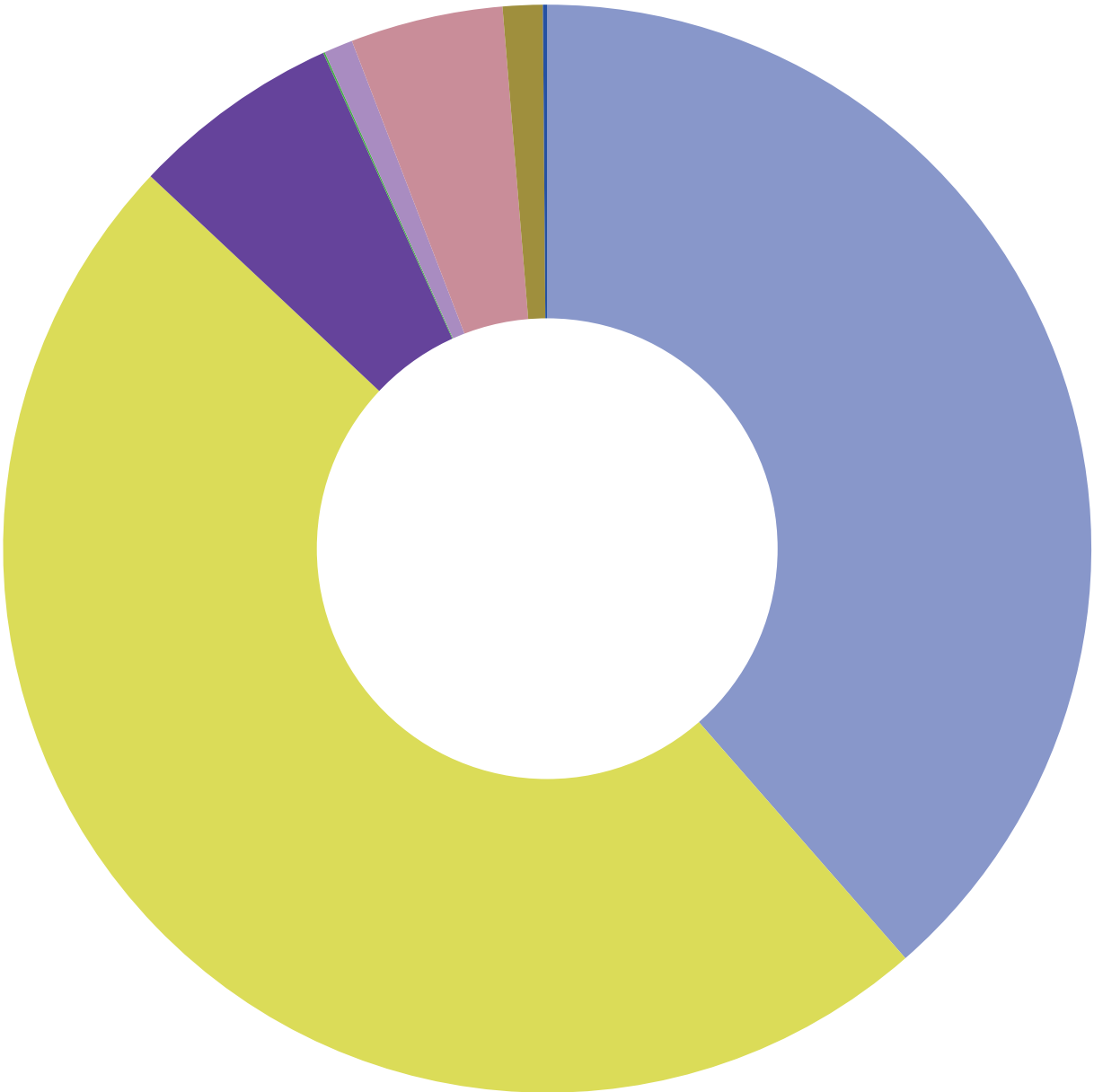
Sullivan & Cromwell is headquartered in New York and comprises more than 875 lawyers who serve clients around the world through a network of 13 offices located in Asia, Australia, Europe (including London—this data) and the United States. The firm’s clients are nearly evenly divided between US and non-US entities and include industrial and commercial companies, financial institutions, private funds, governments, educational, charitable and cultural institutions and individuals, estates and trusts.



Data taken from the LSA Annual Report 2018. To find out more go to [legalsustainabilityalliance.com](https://legalsustainabilityalliance.com)

## Carbon Emission Sources (tCO<sub>2</sub>e)

Air		1531
Electricity		1923
Fugitives		
Onsite Combustion		248
Rail		2
Road		34
T&D Losses		180
Waste		47
Water		5





# Taylor Wessing










Emissions per employee (tCO <sub>2</sub> e)	5.79
Number of employees	760
Floor Area (m <sup>2</sup> )	12234

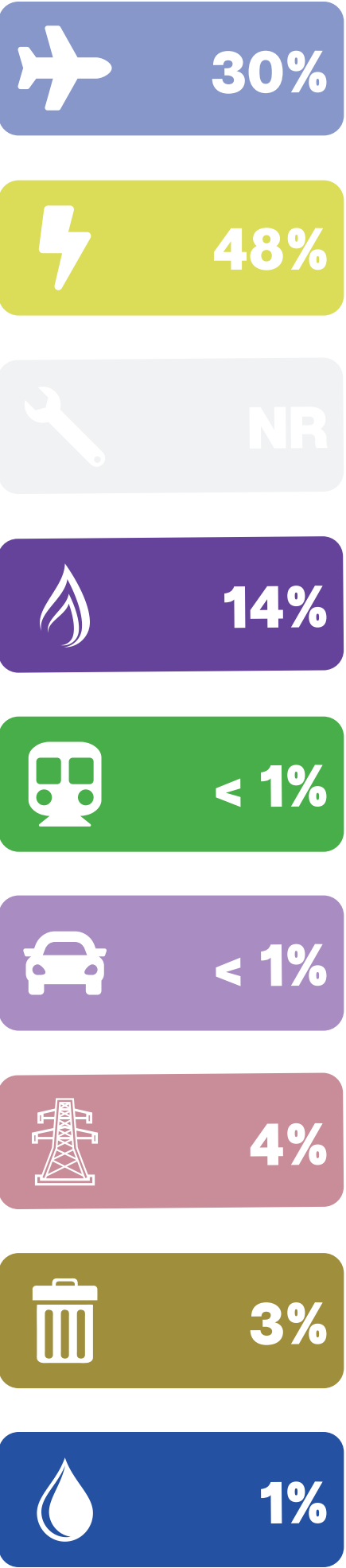
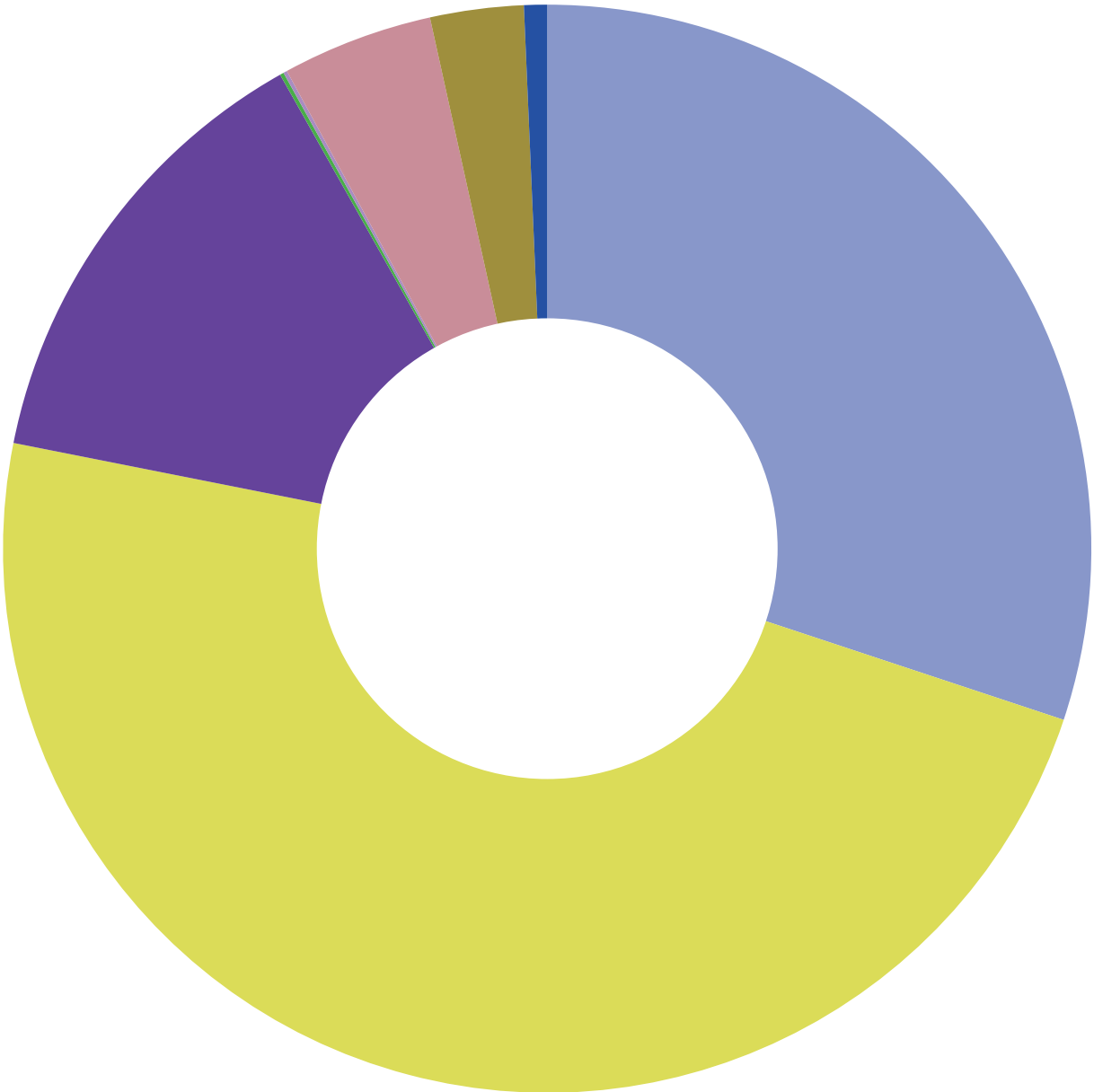
Total Emissions (tCO<sub>2</sub>e):



Taylor Wessing is a full-service international law firm with our 33 offices around the world working with clients in the world's most dynamic industries. The firm takes a single-minded approach to advising clients, helping them succeed by thinking innovatively about their business issues. It supports clients wherever they want to do business.

## Carbon Emission Sources (tCO<sub>2</sub>e)

Air		1323
Electricity		2111
Fugitives		
Onsite Combustion		603
Rail		5
Road		5
T&D Losses		197
Waste		122
Water		30



Data taken from the LSA Annual Report 2018. To find out more go to [legalsustainabilityalliance.com](https://legalsustainabilityalliance.com)

# The Law Society

Emissions per employee (tCO <sub>2</sub> e)	2.17
Number of employees	1064
Floor Area (m <sup>2</sup> )	18174

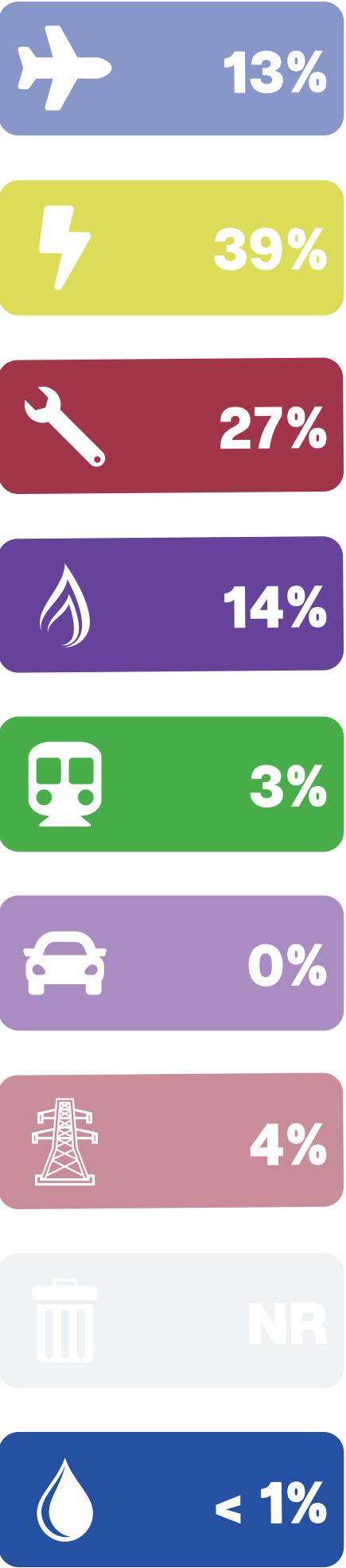
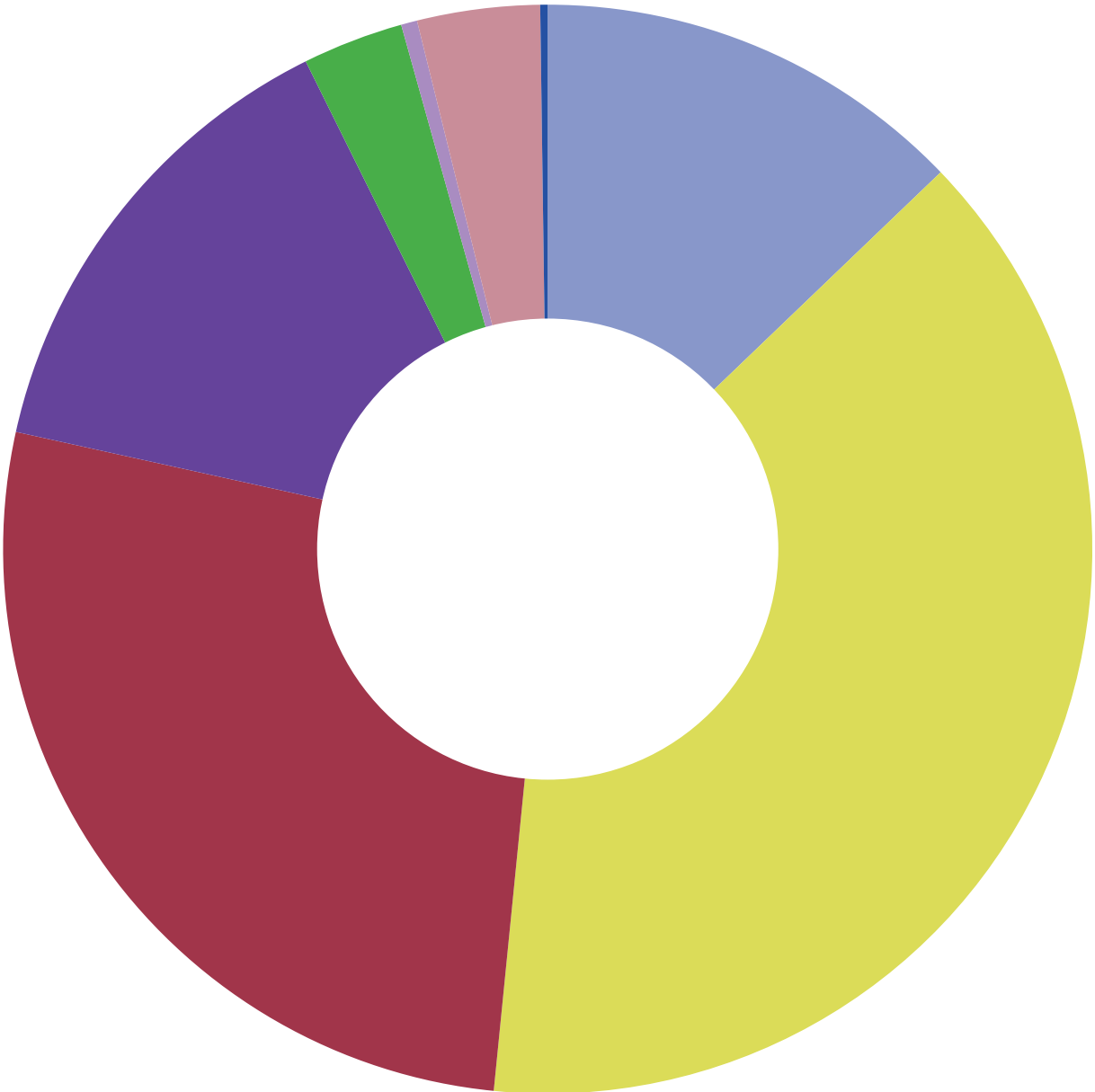
Total Emissions (tCO<sub>2</sub>e):



The Law Society is the independent professional body for solicitors. It represents and support its members, promoting the highest professional standards and the rule of law. The Law Society exists to represent, promote and support all solicitors, so they in turn can help their clients. The Law Society is committed to sustainability and continues to support the LSA to drive this within the profession.

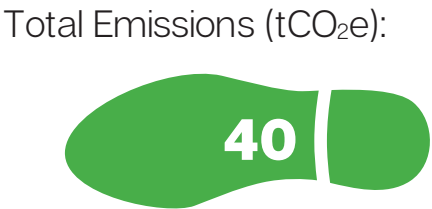
## Carbon Emission Sources (tCO<sub>2</sub>e)

Air		296
Electricity		894
Fugitives		620
Onsite Combustion		328
Rail		69
Road		11
T&D Losses		84
Waste		
Water		5



# Wake Smith Solicitors

Emissions per employee (tCO <sub>2</sub> e)	0.44
Number of employees	92
Floor Area (m <sup>2</sup> )	1154












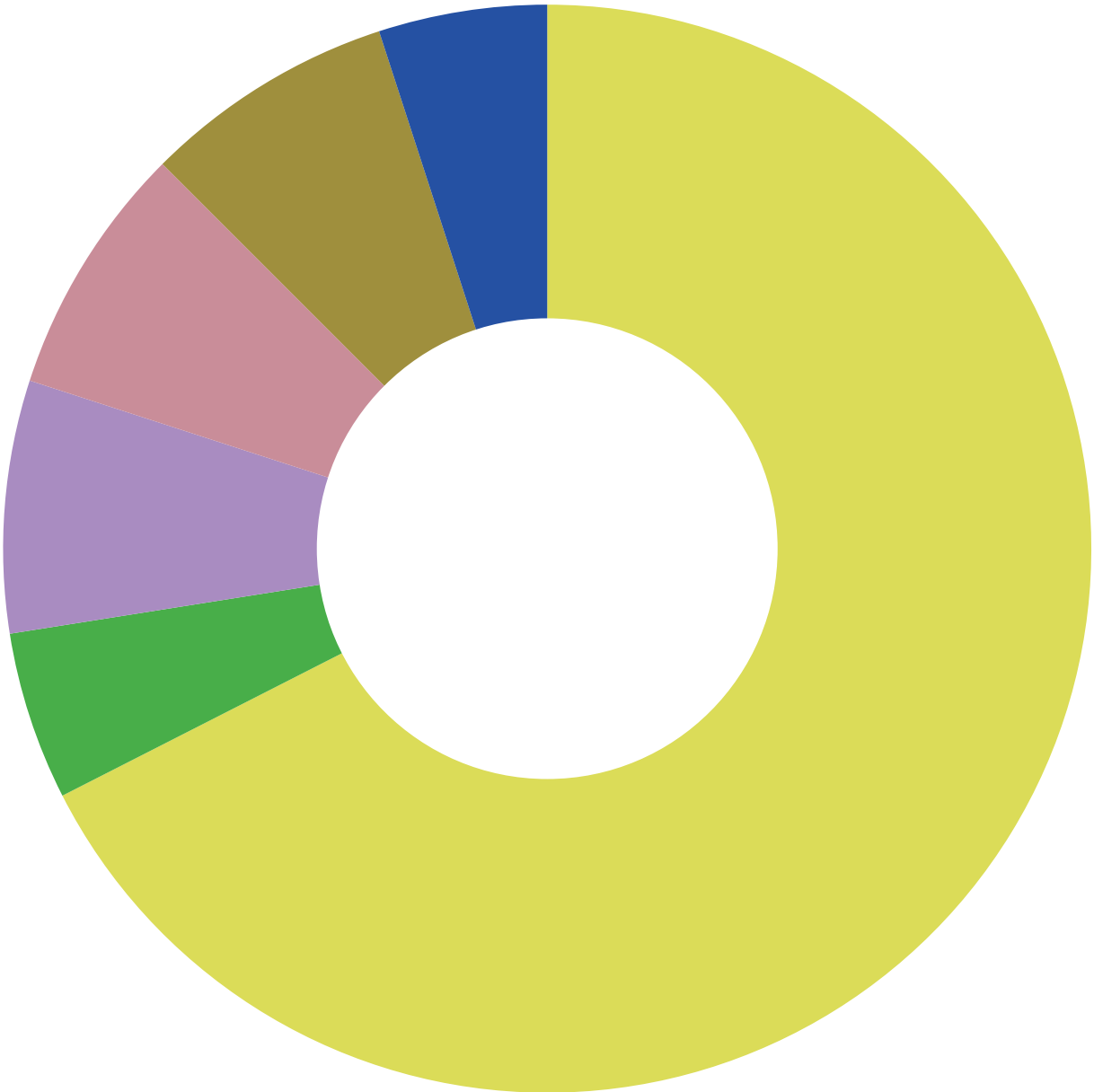
Wake Smith is one of South Yorkshire's leading firms of solicitors. Over the decades, the firm has built an enviable reputation for forging successful professional relationships. Understanding key business and individual needs, and delivering the practical advice that its clients need and value, has enabled Wake Smith to maintain and enhance its status as a leading firm. The firm is actively working to improve its carbon footprint and encourage employees to be more efficient in their daily roles.












Data taken from the LSA Annual Report 2018. To find out more go to [legalsustainabilityalliance.com](https://legalsustainabilityalliance.com)

## Carbon Emission Sources (tCO<sub>2</sub>e)

Air		
Electricity		27
Fugitives		
Onsite Combustion		
Rail		2
Road		3
T&D Losses		3
Waste		3
Water		2



	NR
	67%
	NR
	NR
	6%
	8%
	6%
	7%
	5%

# Ward Hadaway

Emissions per employee (tCO <sub>2</sub> e)	1.20
Number of employees	464
Floor Area (m <sup>2</sup> )	68134

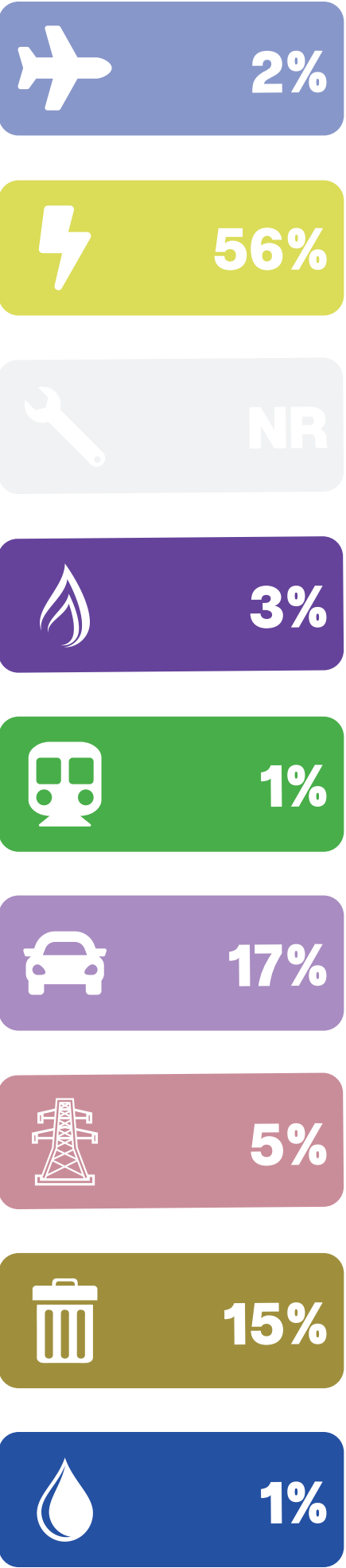
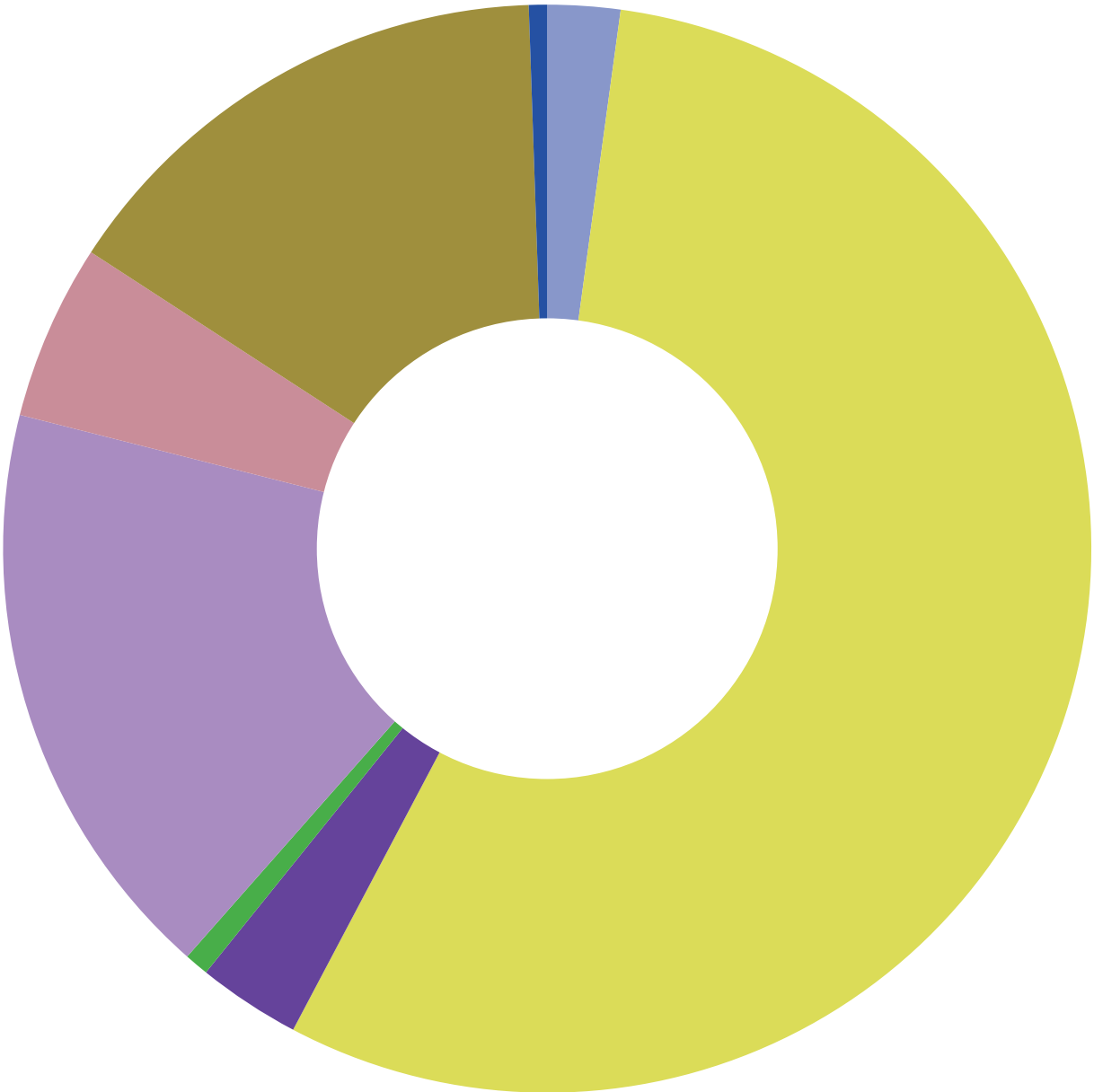
Total Emissions (tCO<sub>2</sub>e):



Ward Hadaway is one of the UK's Top 100 law firms and a major player in the North of England, with offices in Newcastle, Leeds and Manchester. The firm has a substantial client base of regional, national and international clients from the private and public sectors, as well as looking after the personal interests of a range of private individuals.

## Carbon Emission Sources (tCO<sub>2</sub>e)

Air		12
Electricity		309
Fugitives		
Onsite Combustion		17
Rail		4
Road		97
T&D Losses		29
Waste		85
Water		3



Data taken from the LSA Annual Report 2018. To find out more go to [legalsustainabilityalliance.com](https://legalsustainabilityalliance.com)

# Watson Burton

Emissions per employee (tCO <sub>2</sub> e)	1.92
Number of employees	107
Floor Area (m <sup>2</sup> )	4072












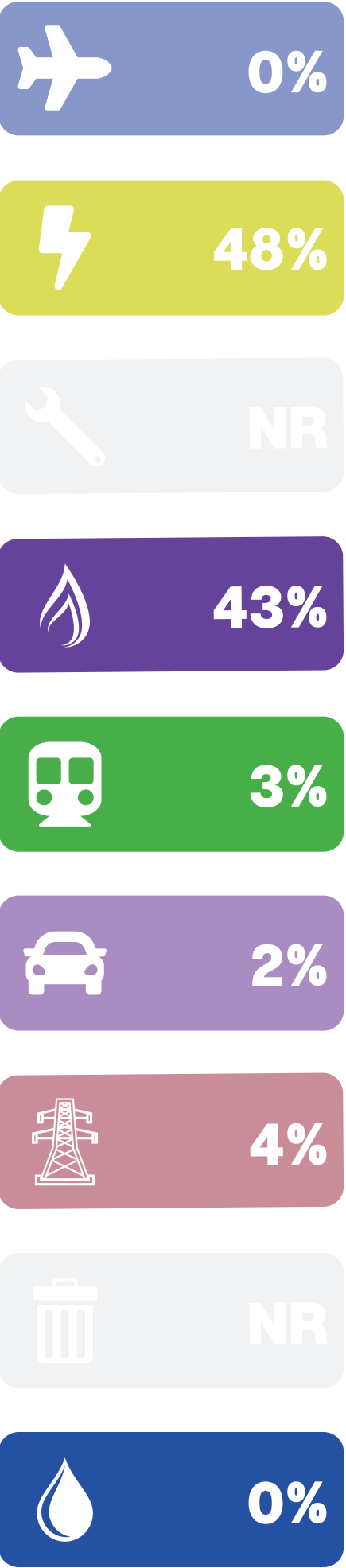
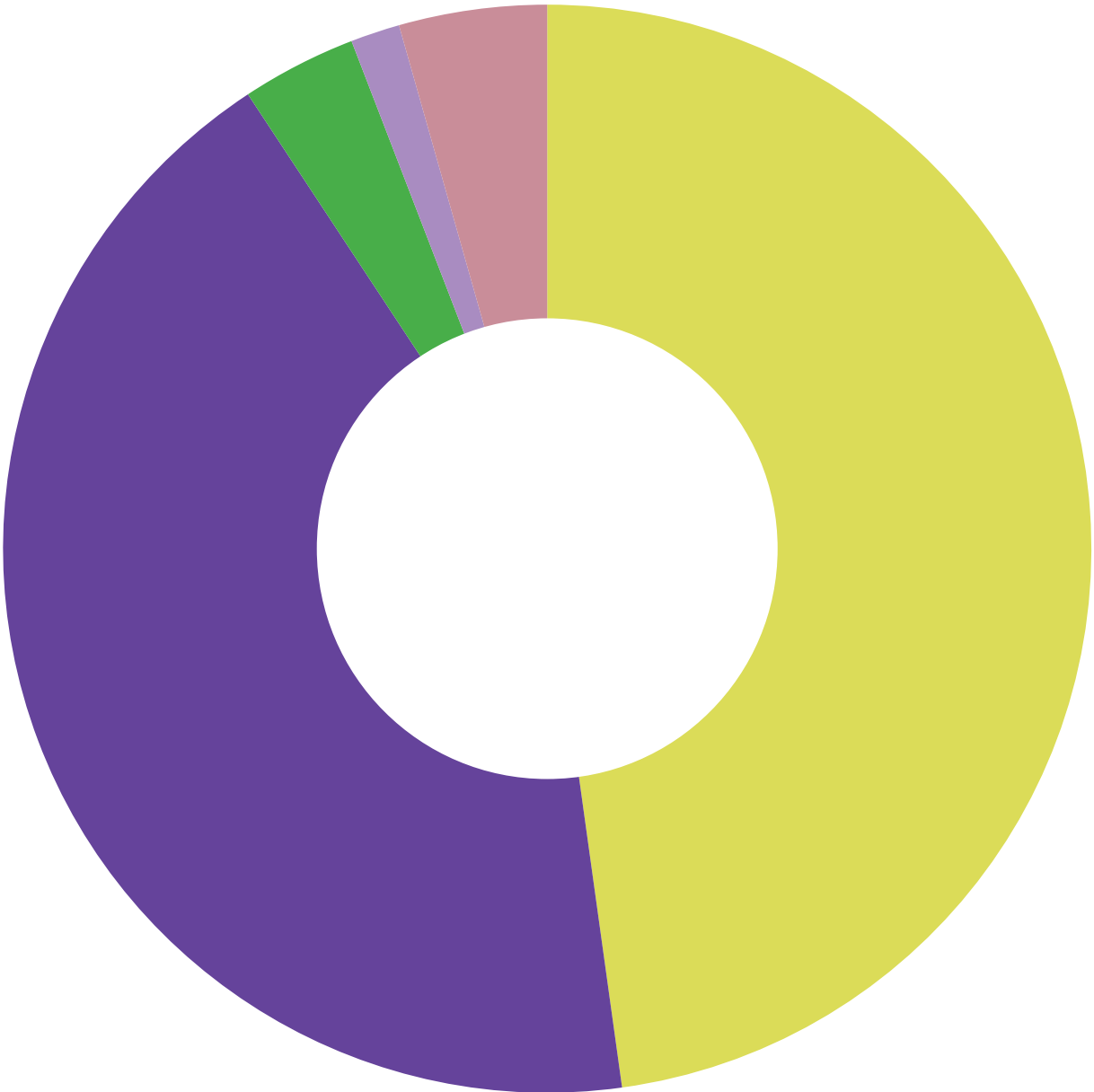
Watson Burton is a pragmatic, forward-thinking commercial law firm with offices in Newcastle, Leeds and London. As an established law firm with over 200 years of history and founded on a real belief in technology, innovation and the pro-active support of aspirational educational movements, the firm's history provides the strength and depth of a traditional law firm but it is its clear vision which defines it as a leading-edge, progressive advisor for businesses needing a proactive firm with a “can do” approach.



Data taken from the LSA Annual Report 2018. To find out more go to [legalsustainabilityalliance.com](https://legalsustainabilityalliance.com)

## Carbon Emission Sources (tCO<sub>2</sub>e)

Air		0
Electricity		98
Fugitives		
Onsite Combustion		88
Rail		7
Road		3
T&D Losses		9
Waste		
Water		0



# Weil Gotshal & Manges

Emissions per employee (tCO<sub>2</sub>e) **5.50**










Number of employees **300**

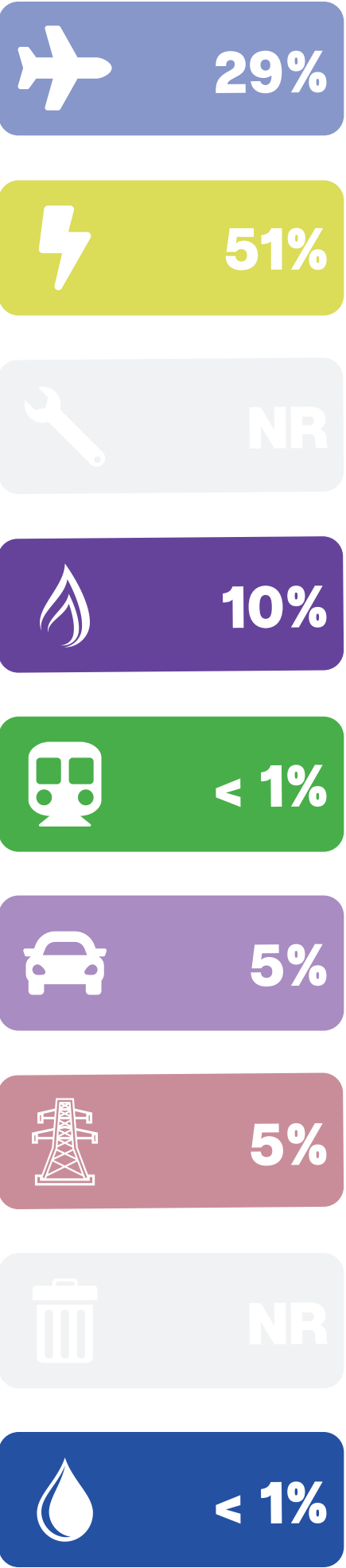
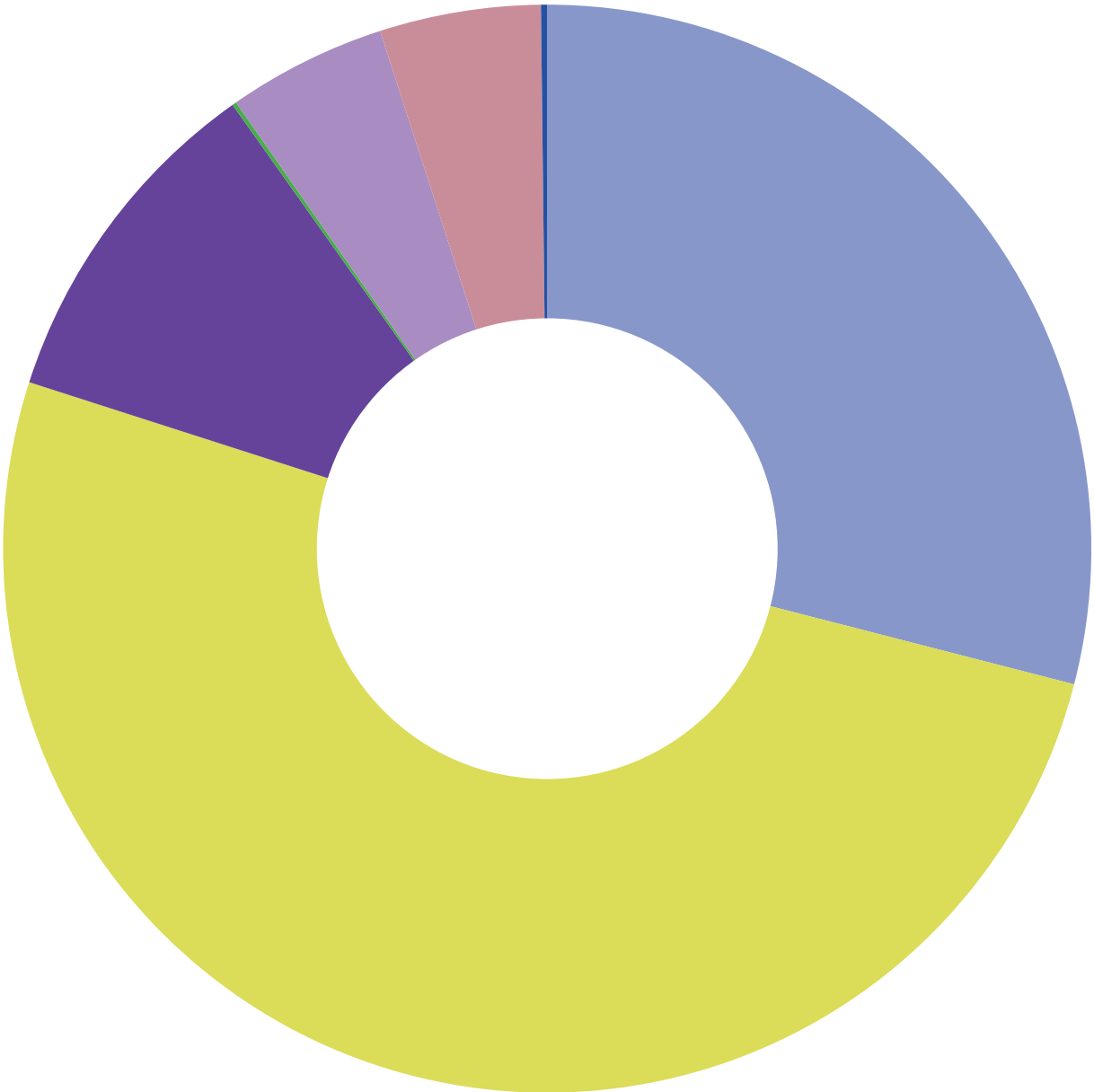
Floor Area (m<sup>2</sup>) **7731**



Weil was founded in 1931 and is a leading provider of legal services. The firm has 18 offices across three continents with HQ in New York. London is the second largest office and sustainability is a key pillar of its CSR programme. The firm actively engages with its partners, employees, landlord and service providers to jointly achieve this and meet its goals and is currently seeking certification to the ISO 50001 Energy Management process to reduce its energy consumption and carbon footprint.

## Carbon Emission Sources (tCO<sub>2</sub>e)

Air		479
Electricity		841
Fugitives		
Onsite Combustion		169
Rail		2
Road		78
T&D Losses		79
Waste		
Water		3



# White & Case

Emissions per employee (tCO<sub>2</sub>e) **7.85**

Number of employees **739**










Floor Area (m<sup>2</sup>) **15153**

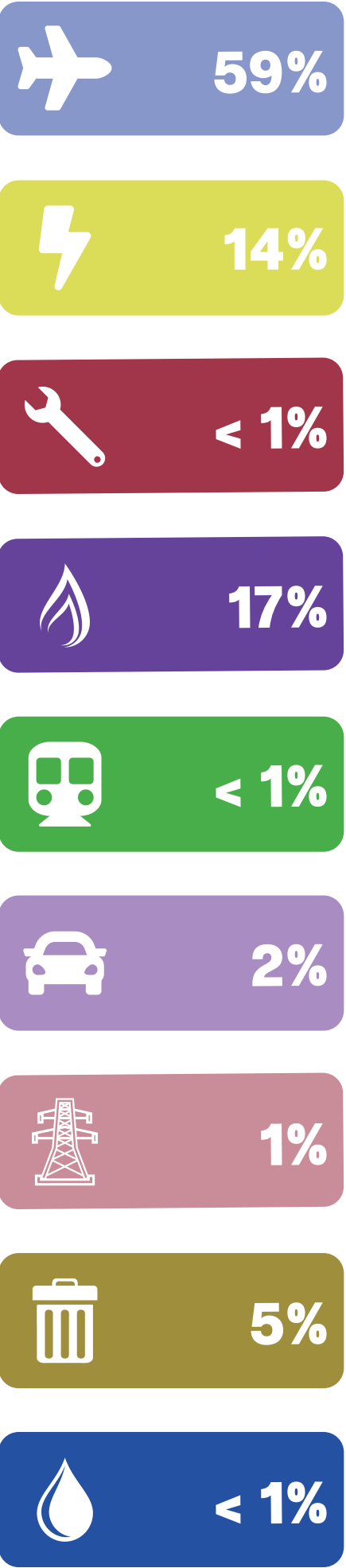
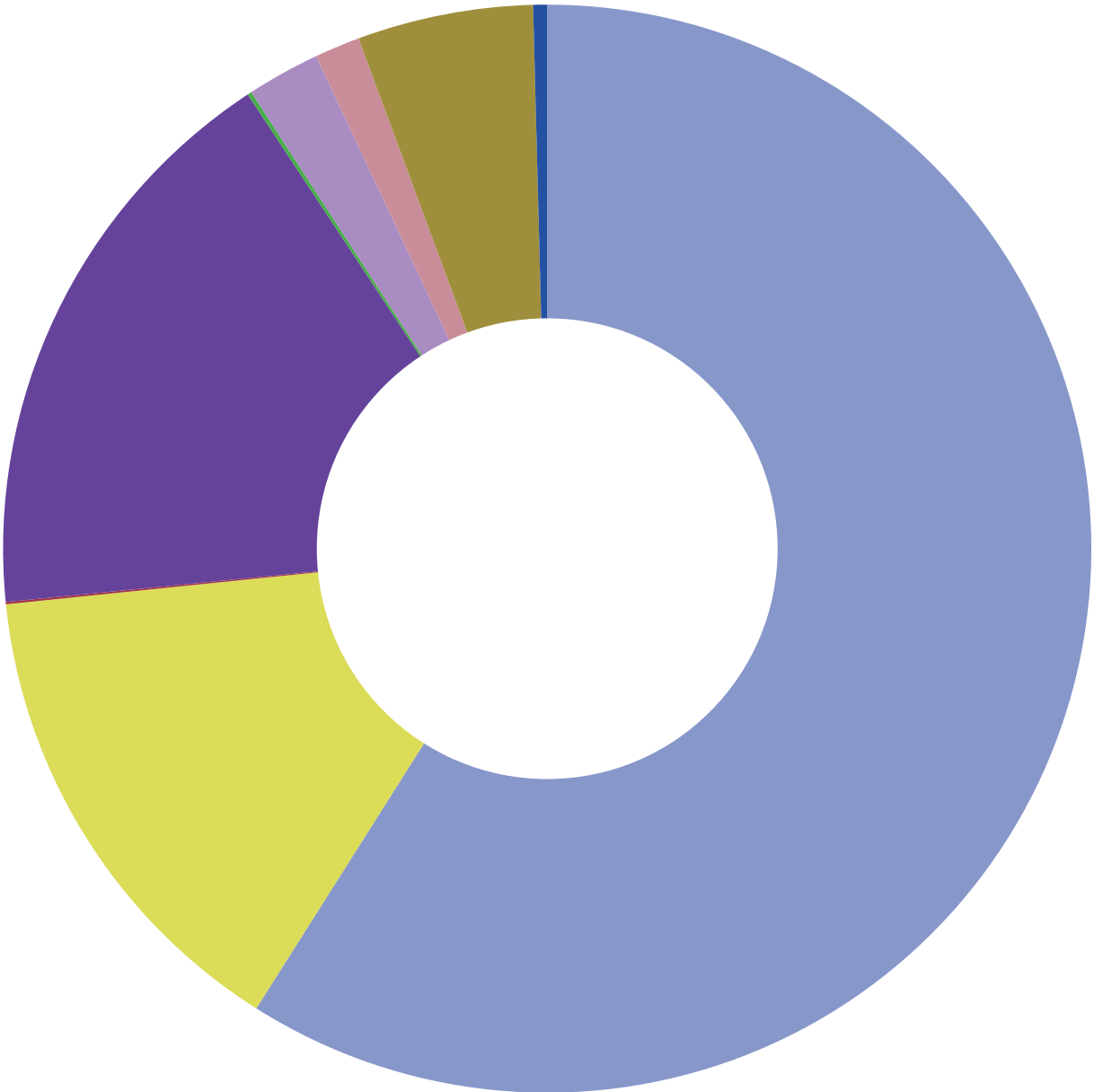
Total Emissions (tCO<sub>2</sub>e):



White & Case is an international law firm that serves companies, governments and financial institutions. Its long history as a global firm means we it is uniquely placed to help its clients resolve their most complex legal challenges wherever they are.

## Carbon Emission Sources (tCO<sub>2</sub>e)

Air		3422
Electricity		835
Fugitives		4
Onsite Combustion		1003
Rail		7
Road		126
T&D Losses		78
Waste		303
Water		24



Data taken from the LSA  
Annual Report 2018.  
To find out more go to  
[legalsustainabilityalliance.com](https://legalsustainabilityalliance.com)



# Womble Bond Dickinson

Emissions per employee (tCO <sub>2</sub> e)	1.93
Number of employees	1234
Floor Area (m <sup>2</sup> )	21508

Total Emissions (tCO<sub>2</sub>e):



Womble Bond Dickinson (UK) LLP is an international commercial law firm formed in November 2017 by the combination of Bond Dickinson LLP US law firm Womble Carlyle Sandridge & Rice. The firm has over 1230 people (120+ partners) in the UK in 8 office locations. The firm places importance in supporting local community projects, implementing effective sustainability and environmental policies and procedures (ISO 14001 accredited) and providing its employees with an excellent place to work.



Data taken from the LSA Annual Report 2018.  
To find out more go to [legalsustainabilityalliance.com](https://legalsustainabilityalliance.com)

## Carbon Emission Sources (tCO<sub>2</sub>e)

Air		269
Electricity		1261
Fugitives		18
Onsite Combustion		453
Rail		158
Road		88
T&D Losses		118
Waste		
Water		16

